

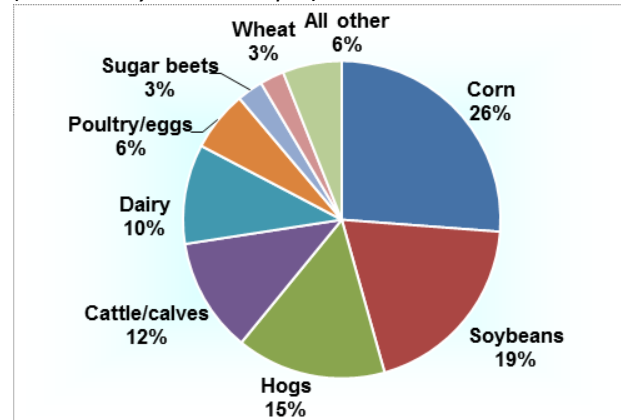
**MN Agricultural Rankings**

(Among all U.S. states)

- #5 in total agricultural production (\$17.1 billion)
- #4 in crops (\$9.5 billion)
  - #1 in sugar beets, green peas, wild rice
  - #2 in sweet corn for processing
  - #3 in soybeans, dry beans, sunflower, oats
  - #4 in corn, rye
  - #5 in wheat, canola, alfalfa
- #8 in livestock (\$7.6 billion), number of farms
  - #1 in turkeys raised
  - #2 in hogs
  - #5 in meat animals, mink pelts
  - #7 in honey

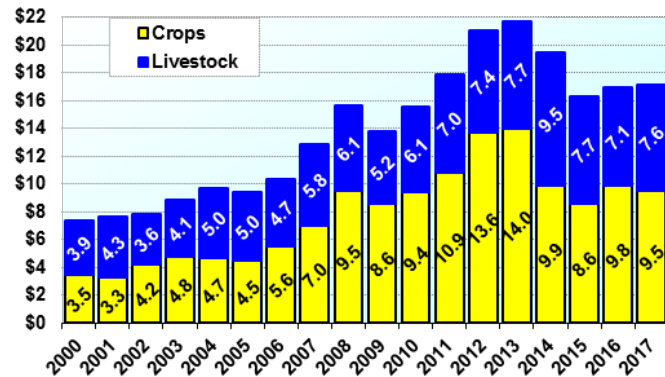
**Minnesota Agricultural Marketing**

(%-share by cash receipts)



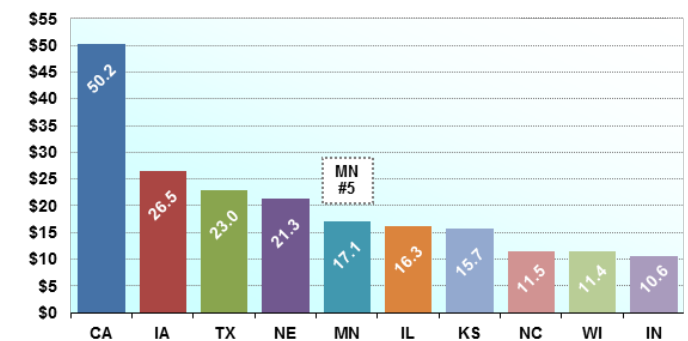
**Minnesota Crop & Livestock Marketing**

(Billion \$)



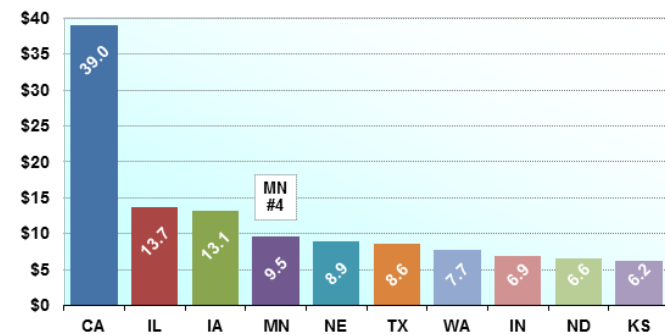
**U.S. Top 10 States: Total Agriculture**

(Billion \$)



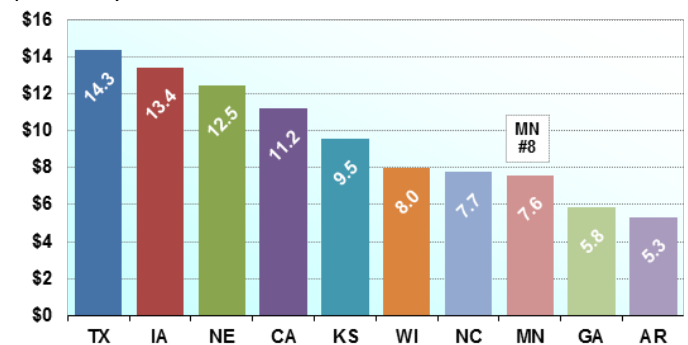
**U.S. Top 10 States: Crops**

(Billion \$)



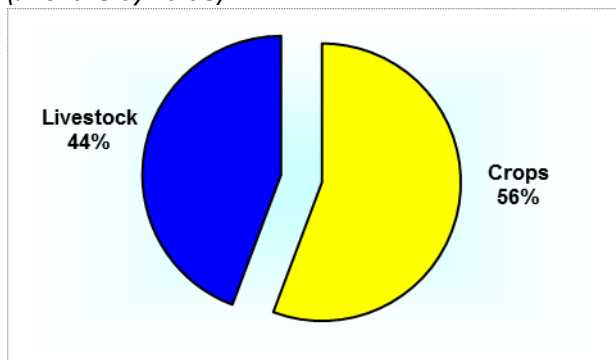
**U.S. Top 10 States: Livestock**

(Billion \$)



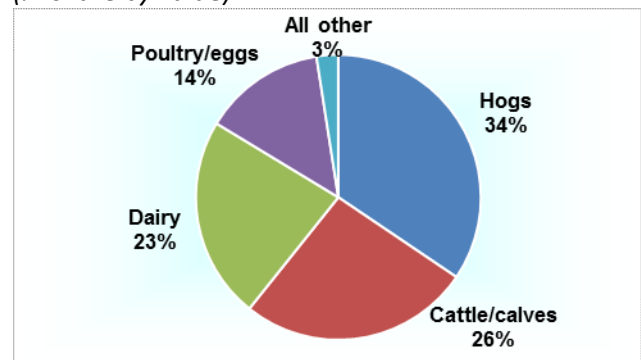
**Minnesota Crop & Livestock Production**

(%-share by value)



**Minnesota Livestock Production**

(%-share by value)



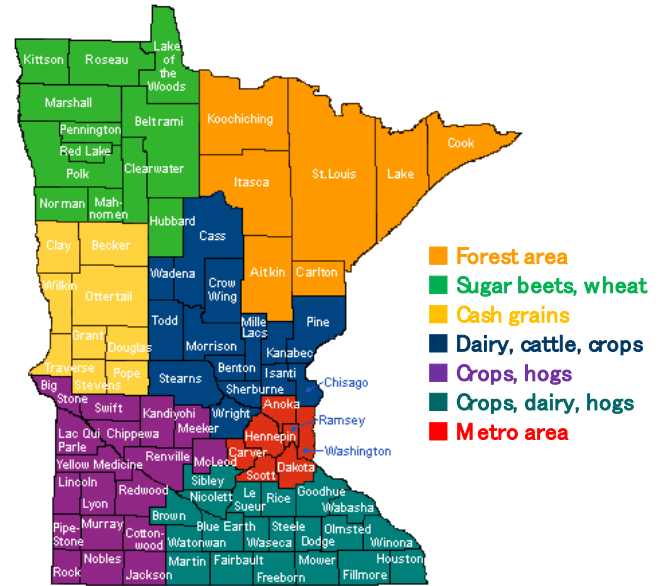
Source: USDA-NASS

**Minnesota Agriculture Facts**

- Population: 5.6 million – ranks 22<sup>nd</sup> in the U.S. (Rural: 23%; urban: 77%)
- Farm land: 26 million acres (51% of total land area)
- Number of farms: 73,200
- Average farm size: 354 acres
- Agricultural marketing: \$17.1 billion (2017)
  - Crops: \$9.5 billion
  - Livestock: \$7.6 billion

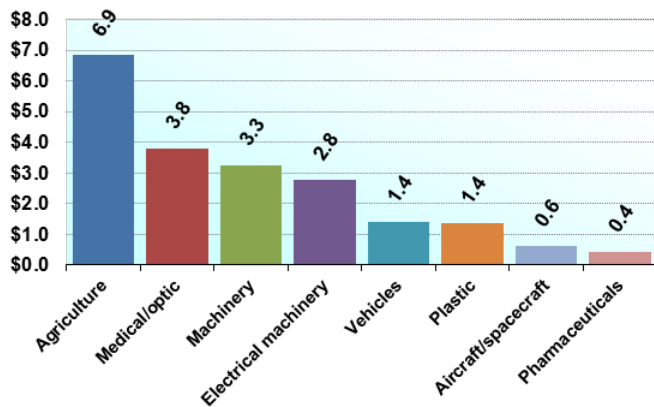
**Minnesota Agricultural Exports**

- National ranking: 5<sup>th</sup> largest agricultural exporting state in the U.S.
- 2017 agricultural exports: \$6.9 billion (accounts for one-third of the state’s total merchandise exports)



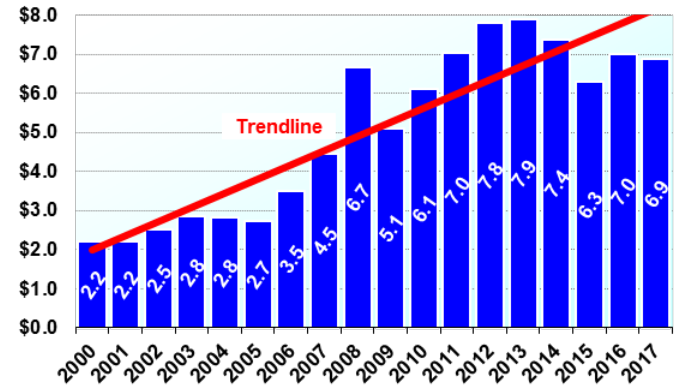
**MN Ag Exports: #1 in State’s All Industries**

(Billion \$)



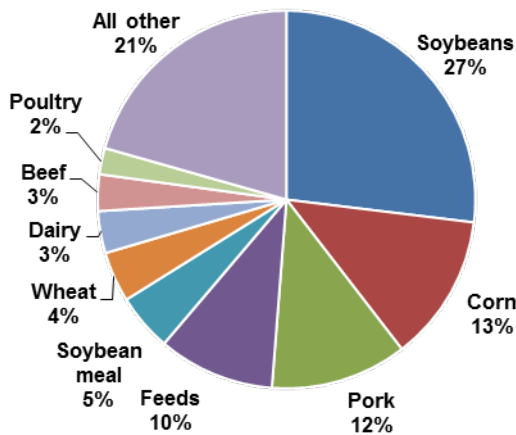
**Minnesota Agricultural Export Trends**

(Billion \$)



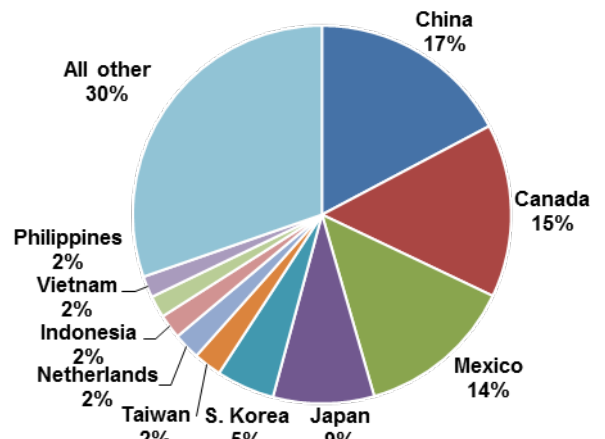
**Minnesota Ag Export by Commodity**

(%-share by value)



**Minnesota Top 10 Ag Export Markets**

(%-share by value)



Source: USDA; MDA-AMD

Prepared by Su Ye, Minnesota Department of Agriculture (2019)