








The survey showed the following series of images and participants were asked to identify whether they were knotweeds.

By having survey participants identify images of knotweed we can try to determine which characteristics of knotweed are most recognizable and which plants with similar traits may be confused for knotweed. Based on the responses knotweed stems are a trait that many people rely on for knotweed identification.

Each species below has been labeled and responses from the survey are displayed in the right-hand column – correct answers to “Is this a knotweed?” are bolded.

Question	Image	Responses
7		Is this a knotweed? Yes: 11% <b>No: 71%</b> Not Sure: 18%
	Species shown: Hydrangea ( <i>Hydrangea paniculata</i> )	
8		Is this a knotweed? <b>Yes: 76%</b> No: 9% Not sure: 15%
	Species shown: Japanese knotweed ( <i>Polygonum cuspidatum</i> )	

9	 <p data-bbox="532 632 911 653">(John L. Foltz, University of Florida, Bugwood.org)</p> <p data-bbox="461 678 980 705">Species shown: Basswood (<i>Tilia Americana</i>)</p>	<p data-bbox="1127 386 1354 413">Is this a knotweed?</p> <p data-bbox="1167 424 1273 451">Yes: 24%</p> <p data-bbox="1167 459 1273 487"><b>No: 58%</b></p> <p data-bbox="1167 495 1338 522">Not Sure: 18%</p>
10	 <p data-bbox="456 1234 984 1262">Species shown: Aspen (<i>Populus tremuloides</i>)</p>	<p data-bbox="1127 947 1354 974">Is this a knotweed?</p> <p data-bbox="1167 984 1273 1012">Yes: 30%</p> <p data-bbox="1167 1020 1273 1047"><b>No: 45%</b></p> <p data-bbox="1167 1056 1338 1083">Not Sure: 25%</p>
11	 <p data-bbox="501 1770 941 1837">Species shown: Bohemian knotweed (<i>Polygonum × bohemicum</i>)</p>	<p data-bbox="1127 1524 1354 1551">Is this a knotweed?</p> <p data-bbox="1167 1562 1273 1589"><b>Yes: 72%</b></p> <p data-bbox="1167 1598 1273 1625">No: 16%</p> <p data-bbox="1167 1633 1338 1661">Not Sure: 12%</p>

12	 <p data-bbox="509 674 930 743">Species shown: Spreading dogbane (<i>Apocynum androsaemifolium</i>)</p>	<p data-bbox="1125 420 1357 447">Is this a knotweed?</p> <p data-bbox="1166 457 1260 485">Yes: 3%</p> <p data-bbox="1166 491 1268 518"><b>No: 83%</b></p> <p data-bbox="1166 525 1338 552">Not Sure: 14%</p>
13	 <p data-bbox="503 1264 938 1331">Species shown: Bohemian knotweed (<i>Polygonum × bohemicum</i>)</p>	<p data-bbox="1125 993 1357 1020">Is this a knotweed?</p> <p data-bbox="1166 1031 1276 1058"><b>Yes: 90%</b></p> <p data-bbox="1166 1064 1260 1092">No: 3%</p> <p data-bbox="1166 1098 1321 1125">Not Sure: 7%</p>