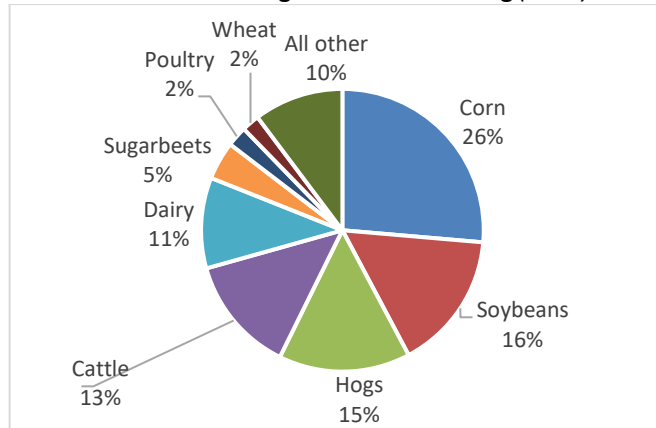


MINNESOTA AGRICULTURAL PROFILE

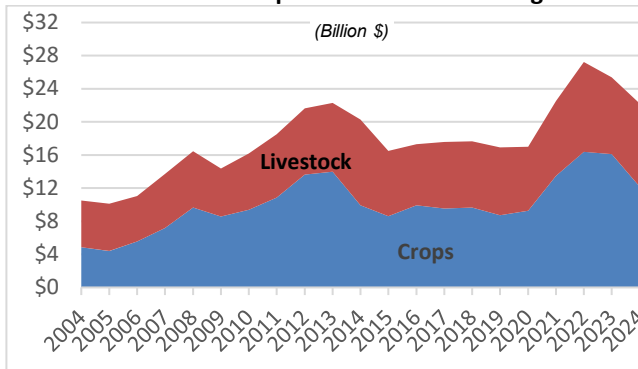
MN Agricultural Rankings (Among all U.S. states):

- No. 4 in crop cash receipts
 - No. 1 in sugarbeets, sweet corn for processing
 - No. 2 in wild rice, dry edible beans
 - No. 3 in oats, soybeans, spring wheat, sunflower
 - No. 4 in corn, canola
 - No. 7 in barley
- No. 7 in total agricultural cash receipts (\$22.2 billion)
- No. 8 in livestock cash receipts
 - No. 1 in turkeys
 - No. 2 in hogs
 - No. 5 in mink pelts, honey
 - No. 6 cheese
 - No. 7 in milk cows, red meat

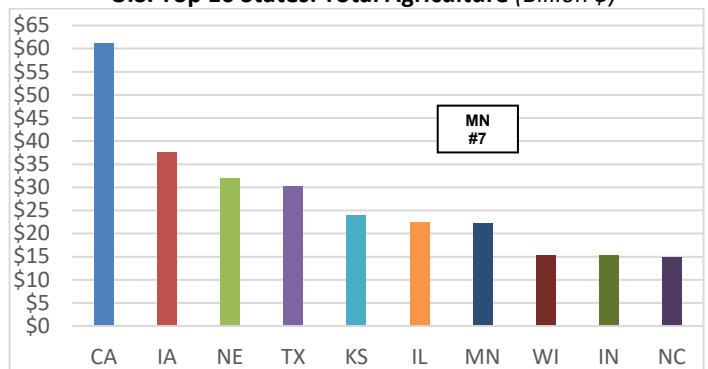
Minnesota Agricultural Marketing (2024)



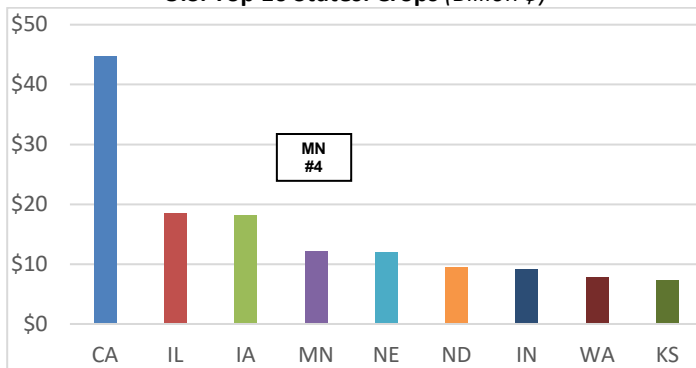
Minnesota Crop & Livestock Marketing



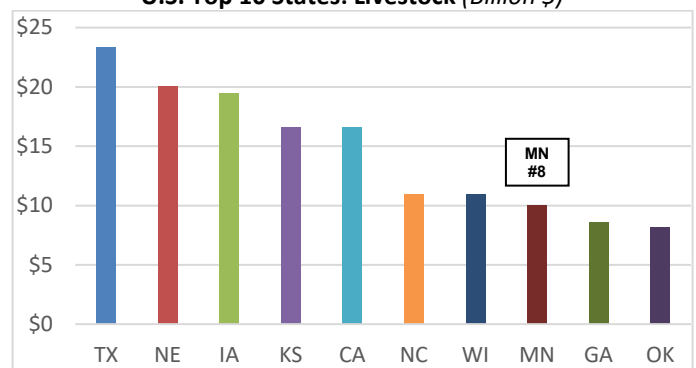
U.S. Top 10 States: Total Agriculture (Billion \$)



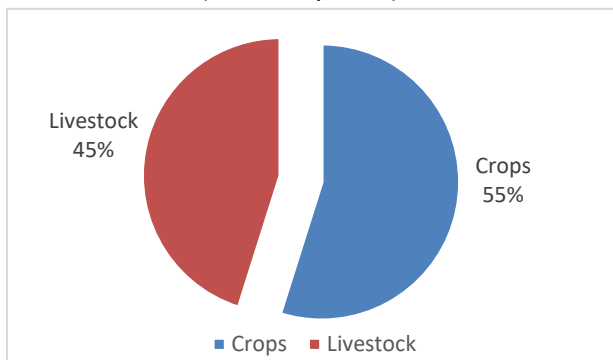
U.S. Top 10 States: Crops (Billion \$)



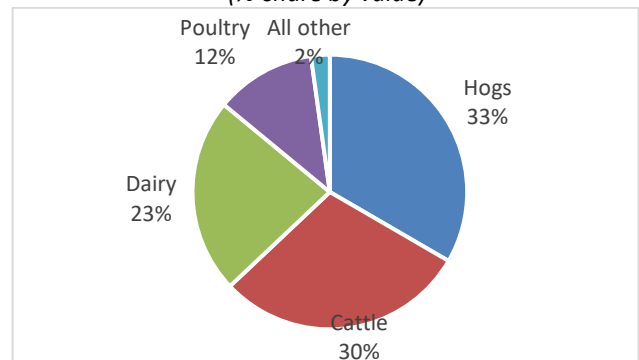
U.S. Top 10 States: Livestock (Billion \$)



Minnesota Crop & Livestock Production (%-share by value)



Minnesota Livestock Sectors (%-share by value)



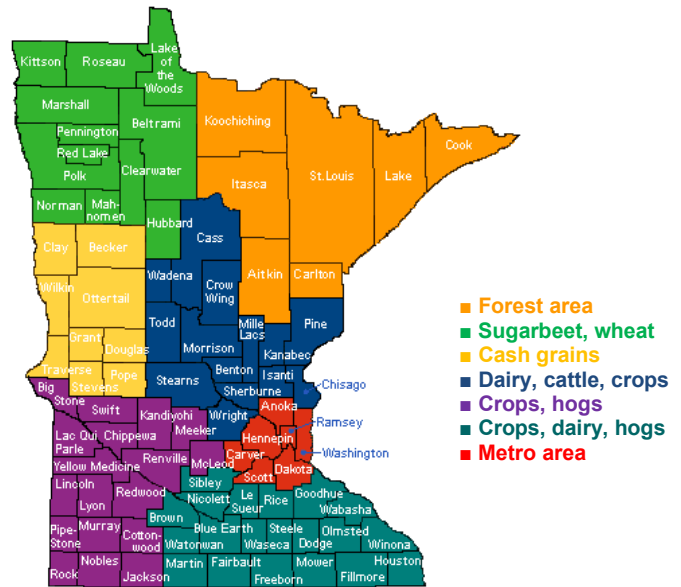
MINNESOTA AGRICULTURAL PROFILE

Minnesota Agriculture Facts

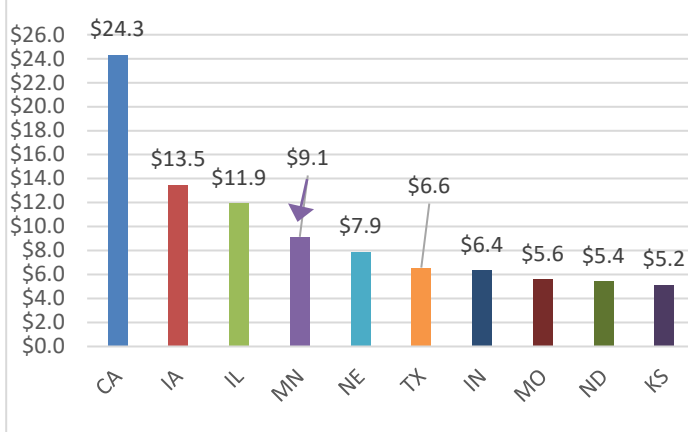
- Population: 5.7 million – ranks 22nd in the U.S. (Rural: 27%; urban: 73%)
- Farm land: 27 million acres (53% of total land area)
- Number of farms: 65,300
- Average farm size: 389 acres
- Agricultural marketing: \$25.45 billion (2023)
 - Crops: \$16.1 billion
 - Livestock: \$9.39 billion

Minnesota Agricultural Exports

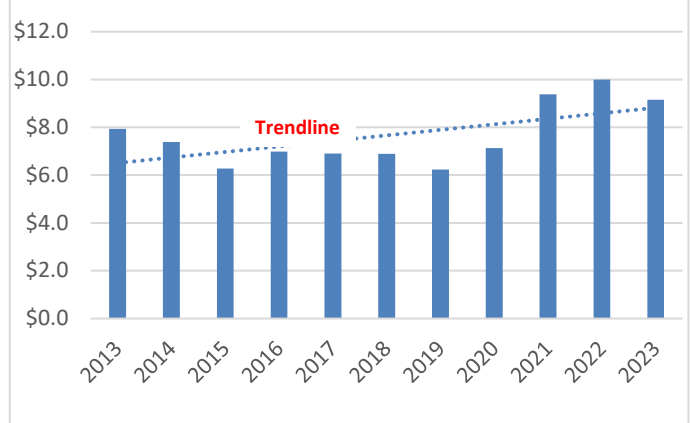
- National ranking: 4th largest agricultural exporting state in the U.S.
- 2023 agricultural exports: \$9.15 billion



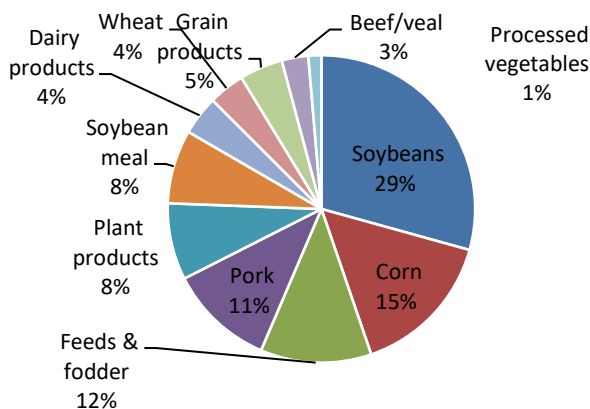
U.S. Top 10 Ag Exporting States (Billion \$)



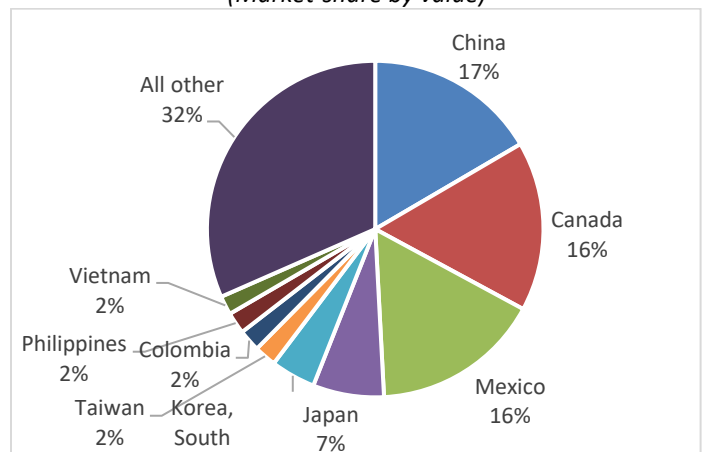
Minnesota Agricultural Export Trends (Billion \$)



MN Ag Export by Commodity (Market-share by value)



Top Markets for MN Ag Exports (Market-share by value)



Source: USDA, ERS, Bureau of Economic Analysis