

Minnesota Total Agricultural Cash Receipts

- \$21.8 billion (ranks No. 5 among all U.S. states)

Minnesota Livestock Cash Receipts

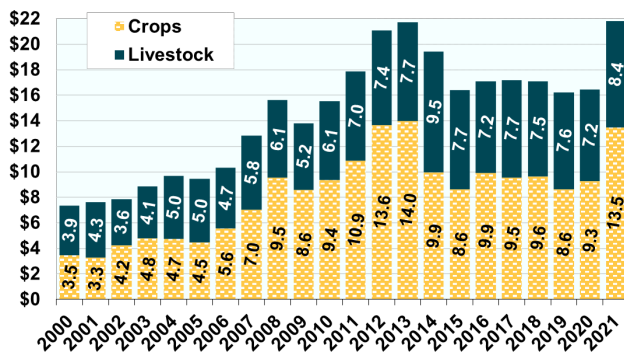
- \$8.4 billion (ranks No. 7 among all U.S. states)
- At \$8.4 billion, Minnesota accounted for 4.3% of U.S. total livestock cash receipts

Minnesota Livestock Products – National Rankings

- No. 1 in turkeys raised
- No. 2 in hogs
- No. 5 in meat animals
- No. 6 in red meat, cheese, honey
- No. 7 in milk, mink pelts, mohair
- No. 8 in cattle on feed

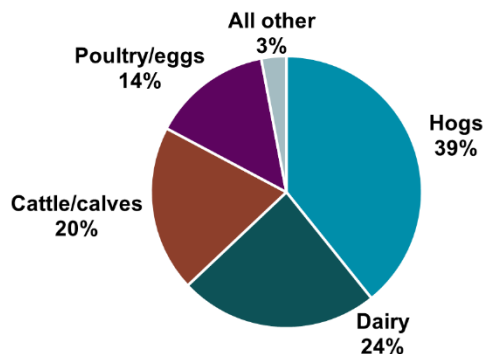
Minnesota Crop & Livestock Production Trends

(Billion \$)



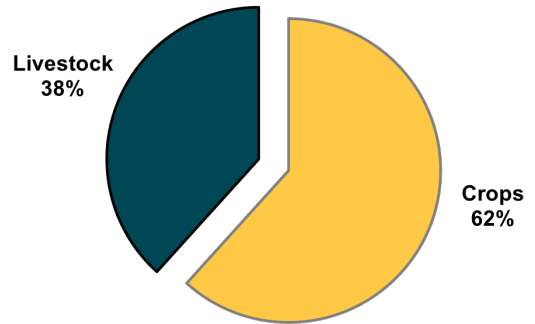
Minnesota Livestock Production

(%-share by value)



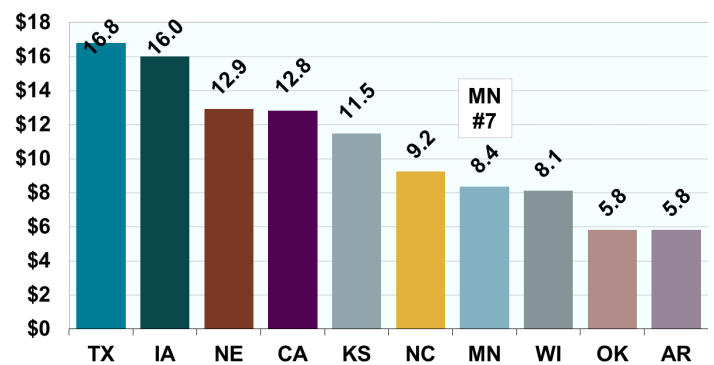
Minnesota Crop & Livestock Production

(%-share by value)



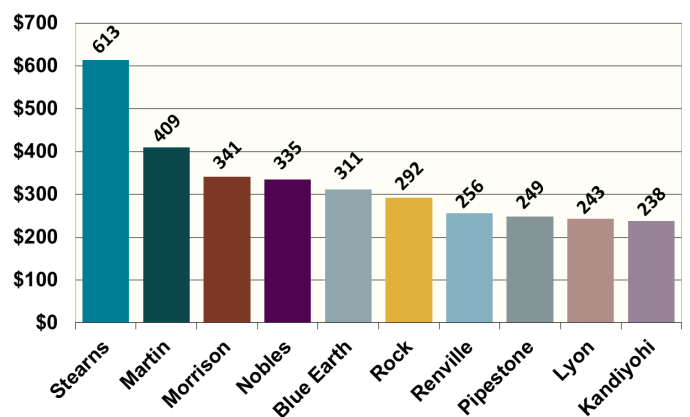
U.S. Livestock Production: Top 10 States

(Billion \$)



Minnesota Livestock Production: Top 10 Counties

(Million \$)



Source: USDA/NASS/ERS, DOC/BEA

Prepared by Su Ye, Minnesota Department of Agriculture (MDA) 2023

Data tables for the charts in this profile are available on our [Economic Data webpage](http://www.mda.state.mn.us/economicdata) (www.mda.state.mn.us/economicdata).

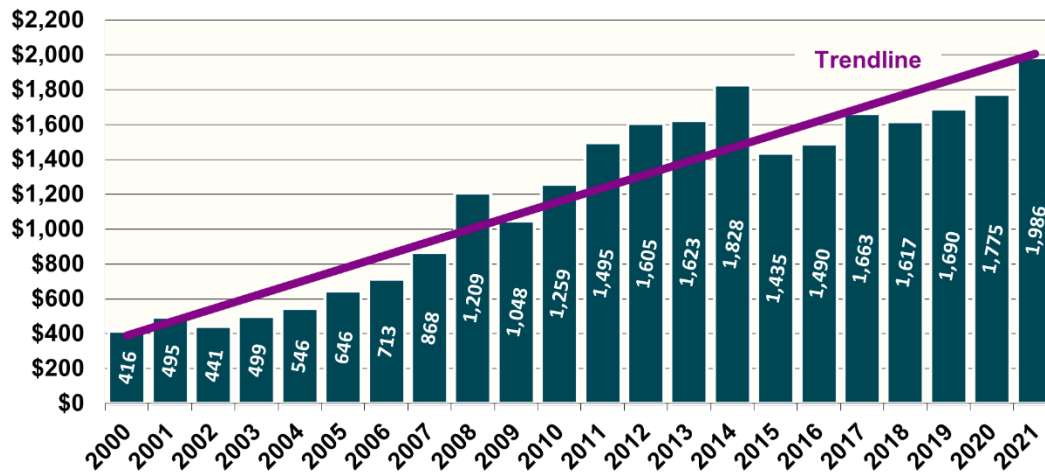
For more statistical data, visit the MDA's [Agricultural Statistics Division](http://www.mda.state.mn.us/minnesota-agricultural-statistics-division) (www.mda.state.mn.us/minnesota-agricultural-statistics-division).

Minnesota Livestock Exports

- Minnesota livestock exports reached a record high of \$2 billion in 2021 – ranking No. 5 in the nation.
- Livestock exports account for 21% of Minnesota’s total agricultural exports.
- Pork is Minnesota’s No. 1 livestock export product, with an export value of \$950 million, followed by dairy at \$362 million, beef at \$239 million, and poultry at \$202 million.
- Largest export markets for Minnesota livestock products:
 - Pork: Japan, China, Mexico, Canada, South Korea
 - Dairy: Mexico, Canada, China, Philippines, South Korea
 - Beef: South Korea, Japan, China, Mexico, Canada
 - Poultry: Mexico; China, Canada, Cuba, Guatemala

Minnesota Livestock Export Trend

(Million \$)



Minnesota Livestock Exports by Major Commodity

(Million \$)

