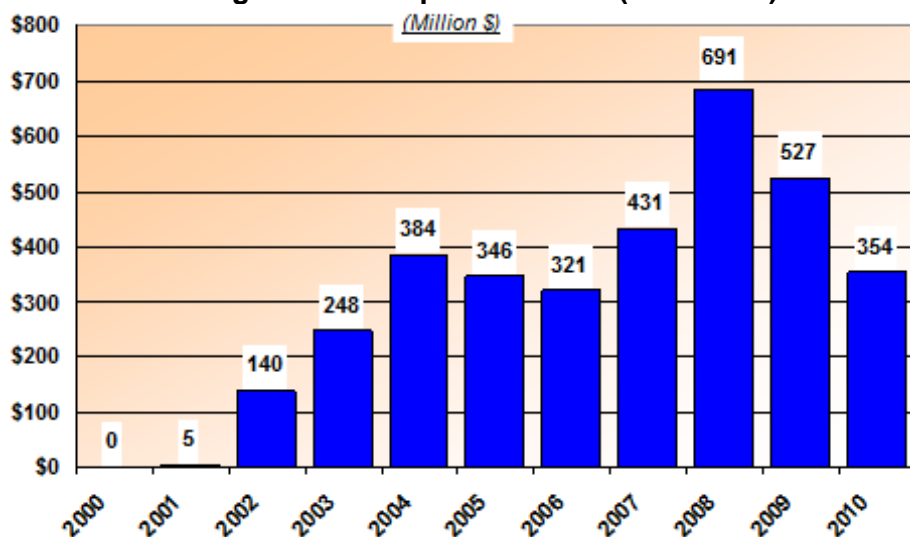


U.S. AGRICULTURAL EXPORTS TO CUBA

- U.S. agricultural exports to Cuba totaled \$354 million in 2010, down 33 percent from \$527 million in 2009.
- Cuba ranked No. 44 in country markets for U.S. agricultural exports in 2009, down from No. 31 in 2009.
- In 2010, poultry meat (broilers and turkey) was the leading U.S. agricultural exports to Cuba, with a market share of 30%, followed by corn with 26%, soybeans & products with 23%, and feed/fodder with 7%.

U.S. Agricultural Exports to Cuba (2000-2010)



Source: USDA-FAS

U.S. Ag Exports to Cuba: Country Market Ranking (2000-2010)

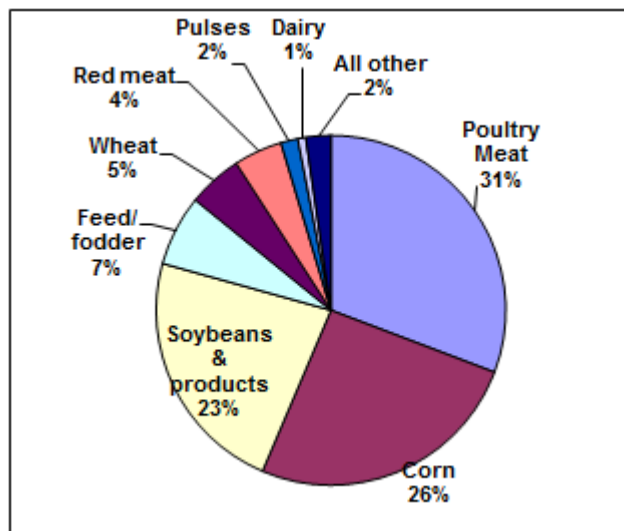
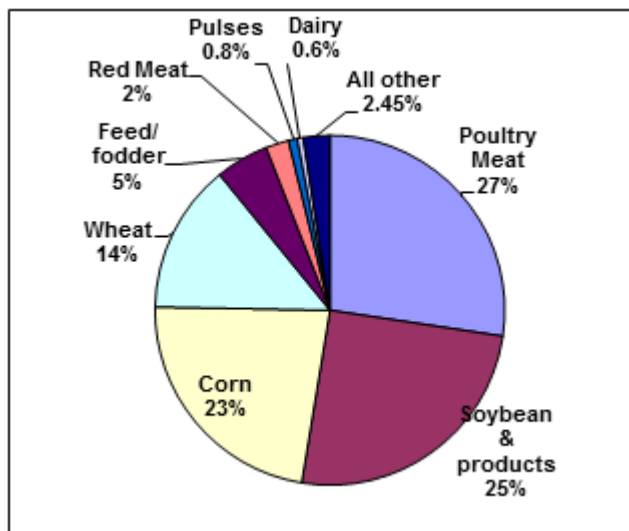
Year	Cuba's Ranking
2000	180
2001	135
2002	50
2003	35
2004	27
2005	27
2006	32
2007	38
2008	28
2009	31
2010	44

Source: USDA-FAS

U.S. Agricultural Exports to Cuba by Commodity – 2009 & 2010 Comparison

2009 (Total: \$525 million)

2010 (Total: \$354 million)



Source: USDA-FAS



TDD: 1-800-627-3529 • An Equal Opportunity Employer and Provider