

YELLOW MEDICINE COUNTY AGRICULTURAL PROFILE

Yellow Medicine County:

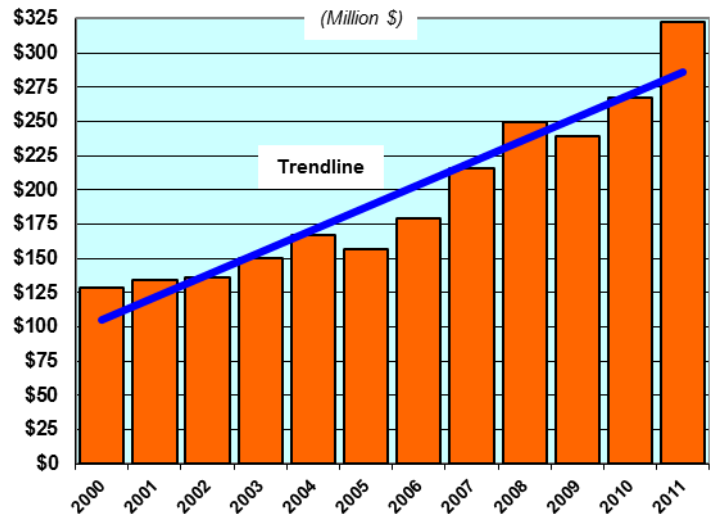
- Population: 10,307 (Ranks 67th in MN)
- Total employment: 6,056 jobs
 - Farm employment: 914 jobs
 - Non-farm employment: 5,142 jobs

Yellow Medicine County Ag Rankings:

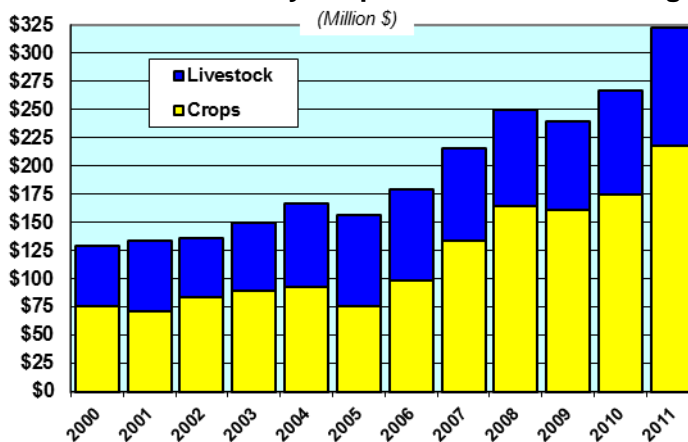
(Among all MN counties)

- No. 25 in total agricultural production
- No. 17 in crop production
 - No. 11 in corn
 - No. 23 in spring wheat
 - No. 14 in soybeans
- No. 34 in livestock production
 - No. 21 in hogs
 - No. 11 in sheep
 - No. 37 in all cattle

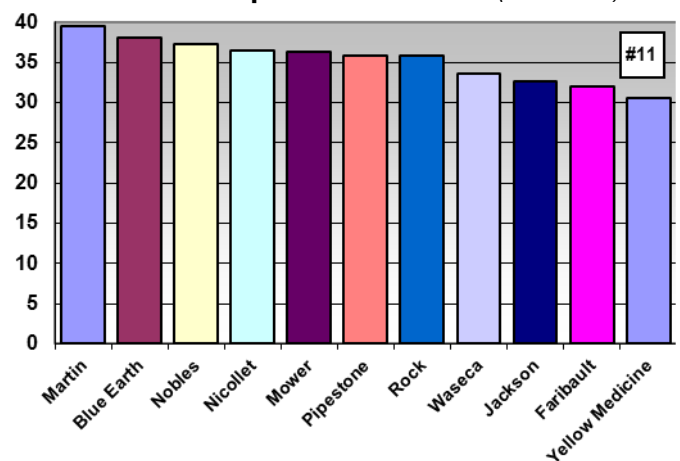
Yellow Medicine County Agricultural Marketing



Yellow Medicine County Crop & Livestock Marketing

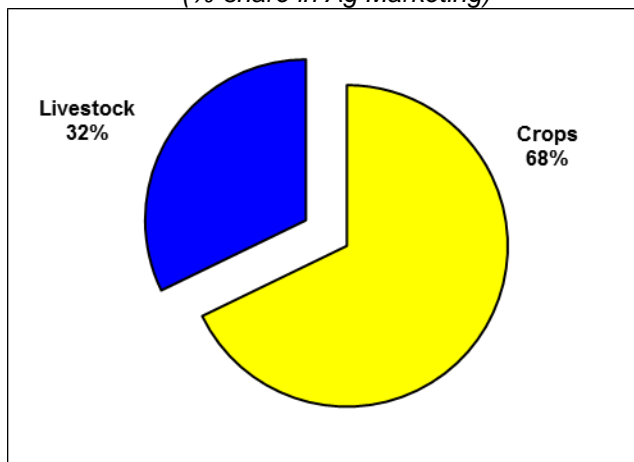


Minnesota Top Counties: Corn (Million bu.)



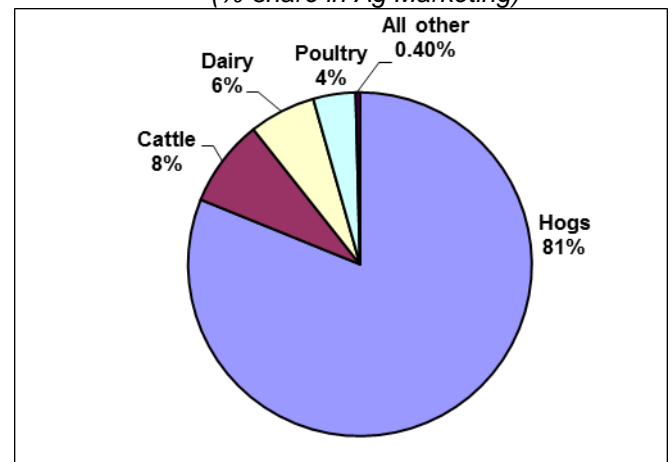
Yellow Medicine County Crop & Livestock

(%-share in Ag Marketing)



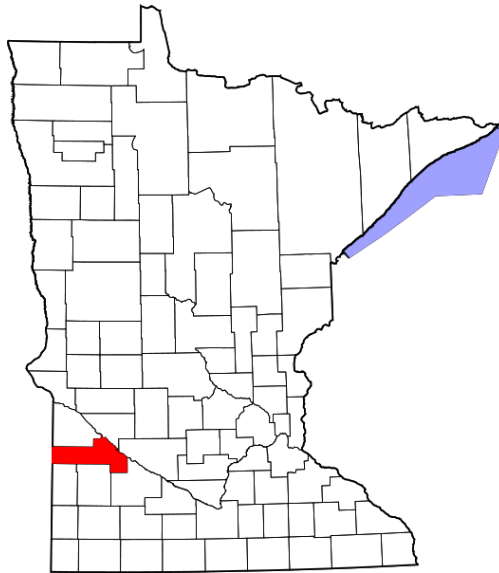
Yellow Medicine County Livestock Sectors

(%-share in Ag Marketing)



Source: USDA/NASS

YELLOW MEDICINE COUNTY AGRICULTURAL PROFILE



Yellow Medicine County Farm Income and Expenses (\$1,000)

	Total Cash Receipts	Total Production Expenses	Total Net Farm Proprietors' Income
1990	\$103,830	\$95,817	\$26,970
1991	\$122,810	\$100,081	\$17,088
1992	\$98,827	\$99,188	\$14,087
1993	\$88,103	\$104,906	\$-12,886
1994	\$86,823	\$112,426	\$27,470
1995	\$121,311	\$111,718	\$4,760
1996	\$139,439	\$117,815	\$35,740
1997	\$114,677	\$124,821	\$15,322
1998	\$115,389	\$122,550	\$22,976
1999	\$115,465	\$119,731	\$24,644
2000	\$128,839	\$129,369	\$26,077
2001	\$133,990	\$135,570	\$24,728
2002	\$135,979	\$131,483	\$18,559
2003	\$150,090	\$131,807	\$29,051
2004	\$166,620	\$138,692	\$47,155
2005	\$156,923	\$143,719	\$55,116
2006	\$179,285	\$149,883	\$39,503
2007	\$215,188	\$180,577	\$37,978
2008	\$249,816	\$195,404	\$53,141
2009	\$239,266	\$198,925	\$53,046
2010	\$267,267	\$204,910	\$75,769
2011	\$322,163	\$228,070	\$84,318

Source: US Dept. of Commerce-Bureau of Economic Analysis

