

WRIGHT COUNTY AGRICULTURAL PROFILE

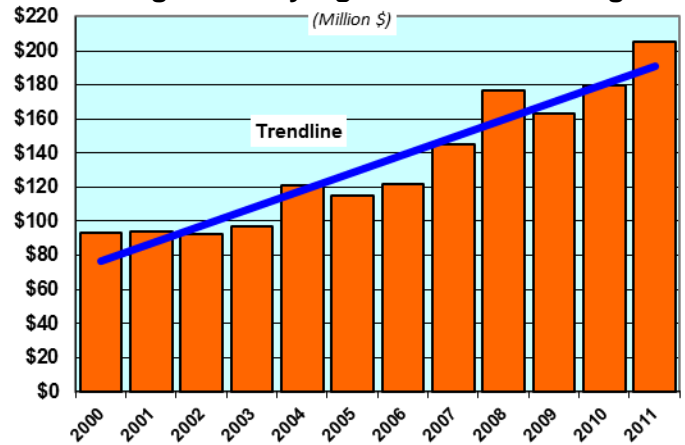
Wright County:

- Population: 126,437 (Ranks 10th in MN)
- Total employment: 52,870 jobs
 - Farm employment: 1,532 jobs
 - Non-farm employment: 51,333 jobs

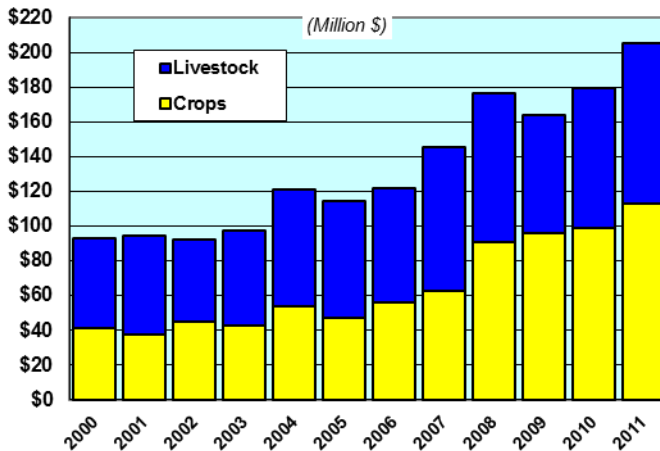
Wright County Agricultural Rankings: (Among all MN counties)

- No. 37 in livestock production
 - No. 2 in horses and ponies
 - No. 4 in broilers
 - No. 11 in milk cows
 - No. 12 in poultry
 - No. 21 in all cattle
- No. 49 in crop production

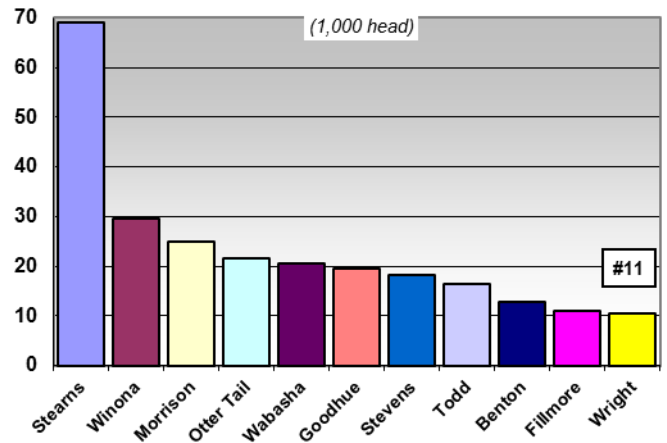
Wright County Agricultural Marketing



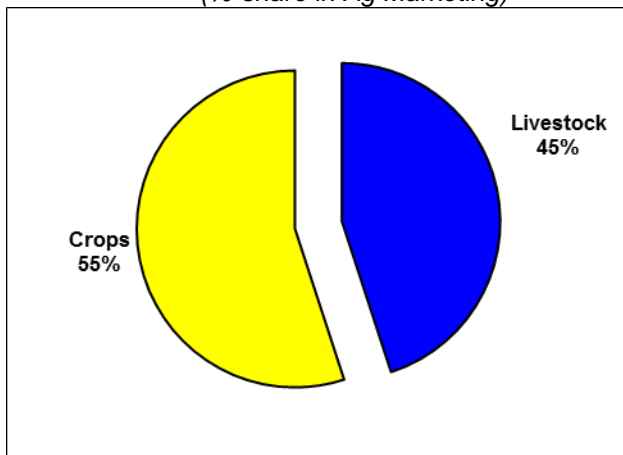
Wright County Crop & Livestock Marketing



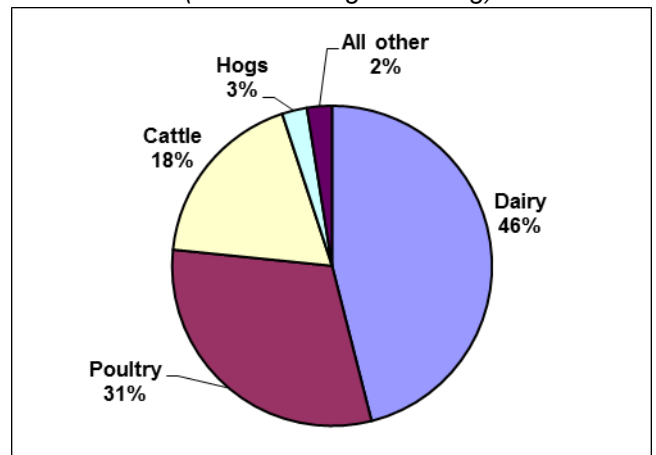
Minnesota Top Counties: Milk Cows



Wright County Crop & Livestock (%-share in Ag Marketing)

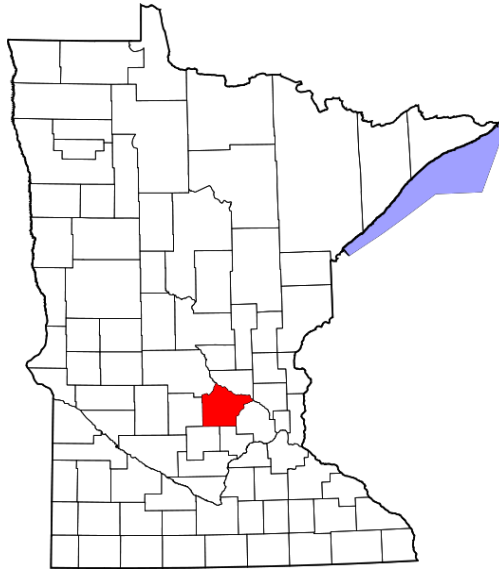


Wright County Livestock Sectors (%-share in Ag Marketing)



Source: USDA/NASS

WRIGHT COUNTY AGRICULTURAL PROFILE



Wright County Farm Income and Expenses (\$1,000)

	Total Cash Receipts	Total Production Expenses	Total Net Farm Proprietors' Income
1990	\$27,171	\$89,443	\$14,071
1991	\$98,649	\$89,609	\$9,825
1992	\$87,531	\$87,089	\$7,315
1993	\$96,751	\$90,961	\$557
1994	\$76,978	\$95,648	\$3,532
1995	\$95,115	\$95,770	\$-2,286
1996	\$101,202	\$100,294	\$6,326
1997	\$94,088	\$106,302	\$-2,137
1998	\$98,460	\$107,196	\$5,804
1999	\$92,903	\$105,823	\$3,229
2000	\$92,897	\$112,812	\$-2,893
2001	\$94,127	\$118,405	\$-5,612
2002	\$92,276	\$116,240	\$-8,148
2003	\$97,337	\$109,787	\$2,750
2004	\$120,734	\$111,584	\$20,476
2005	\$114,667	\$110,838	\$25,013
2006	\$121,920	\$111,263	\$22,146
2007	\$145,174	\$136,324	\$14,770
2008	\$176,700	\$144,889	\$39,225
2009	\$163,471	\$147,407	\$29,342
2010	\$179,660	\$145,594	\$31,264
2011	\$204,983	\$160,498	\$41,222

Source: US Dept. of Commerce-Bureau of Economic Analysis

