

TODD COUNTY AGRICULTURAL PROFILE

Todd County:

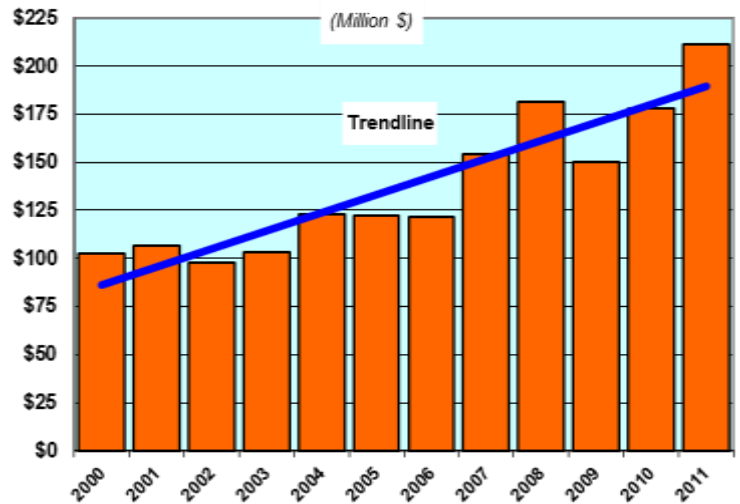
- Population: 24,836 (Ranks 42nd in MN)
- Total employment: 10,662 jobs
 - Farm employment: 1,900 jobs
 - Non-farm employment: 8,762 jobs

Todd County Agricultural Rankings:

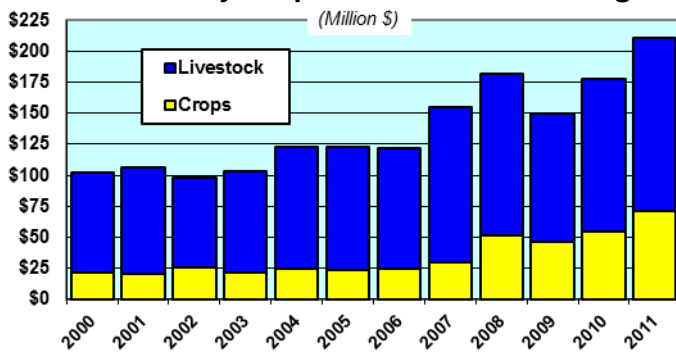
(Among all MN counties):

- No. 41 in total agricultural production
- No. 24 in livestock production
 - No. 6 in beef cows
 - No. 8 in milk cows
 - No. 10 in all cattle
- No. 57 in crop production
 - No. 6 in oats
 - No. 10 in alfalfa hay

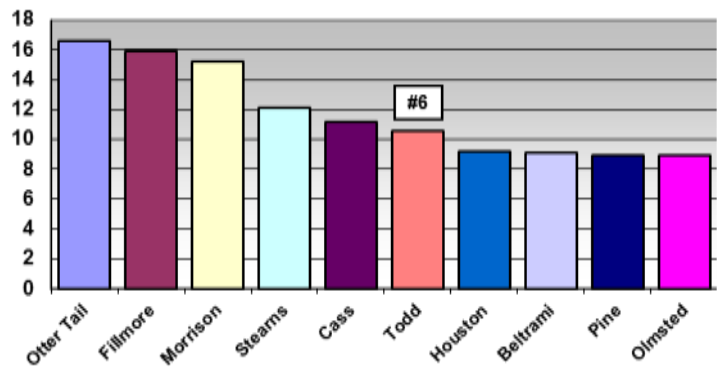
Todd County Agricultural Marketing



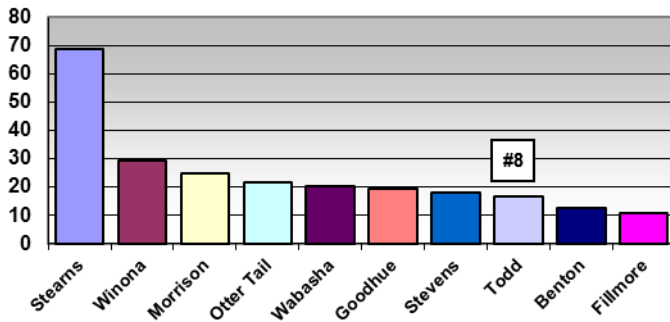
Todd County Crop & Livestock Marketing



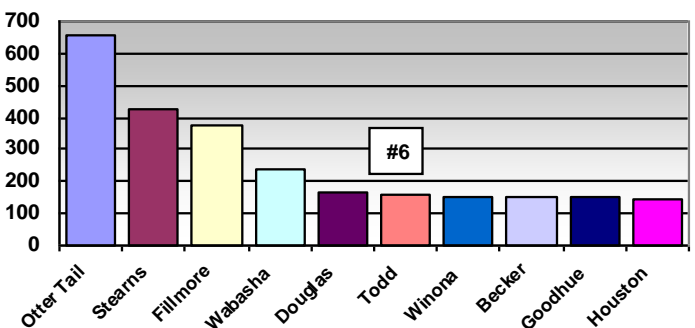
MN Top Counties: Beef Cows (1,000 head)



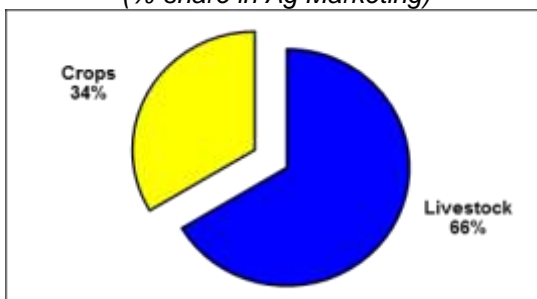
MN Top Counties: Milk Cows (1,000 head)



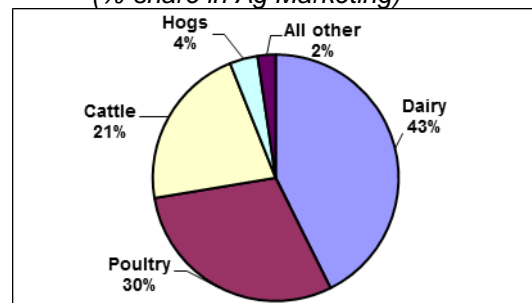
MN Top Counties: Oats (Thousand bu.)



Todd County Crop & Livestock Production (%-share in Ag Marketing)



Todd County Livestock Sectors (%-share in Ag Marketing)



Source: USDA/NASS

TODD COUNTY AGRICULTURAL PROFILE



Todd County Farm Income and Expenses (\$1,000)

	Total Cash Receipts	Total Production Expenses	Total Net Farm Proprietors' Income
1990	\$113,136	\$101,082	\$22,687
1991	\$107,098	\$99,694	\$9,930
1992	\$105,148	\$97,668	\$13,220
1993	\$107,108	\$103,517	\$5,525
1994	\$101,386	\$110,275	\$10,491
1995	\$106,398	\$112,803	\$-5,067
1996	\$123,170	\$119,381	\$9,663
1997	\$114,799	\$127,090	\$-3,370
1998	\$114,489	\$120,957	\$5,547
1999	\$107,218	\$113,314	\$6,361
2000	\$102,474	\$115,519	\$4,347
2001	\$106,788	\$116,079	\$-334
2002	\$98,122	\$106,880	\$-419
2003	\$103,068	\$108,354	\$7,255
2004	\$123,168	\$113,952	\$18,260
2005	\$122,552	\$115,501	\$24,229
2006	\$121,717	\$120,833	\$18,837
2007	\$154,520	\$154,748	\$9,466
2008	\$181,485	\$169,603	\$31,759
2009	\$149,921	\$161,553	\$8,546
2010	\$178,219	\$160,529	\$20,915
2011	\$211,217	\$179,896	\$40,749

Source: US Dept. of Commerce-Bureau of Economic Analysis

