

# SWIFT COUNTY AGRICULTURAL PROFILE

## Swift County:

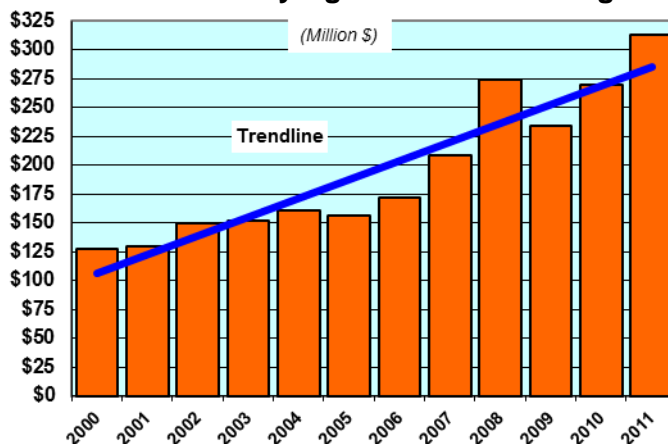
- Population: 9,640 (Ranks 70<sup>th</sup> in MN)
- Total employment: 5,730 jobs
  - Direct farm employment: 930 jobs
  - Non-farm employment: 4,800 jobs

## Swift County Agricultural Rankings:

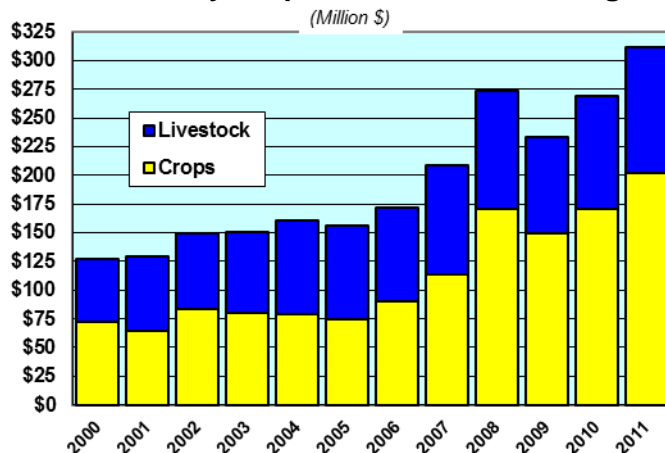
(Among all MN counties)

- No. 24 in crop production
  - No. 15 in corn
  - No. 18 in wheat
  - No. 23 in soybeans
- No. 27 in total agricultural production
- No. 32 in livestock production
  - No. 3 in turkeys
  - No. 6 in poultry

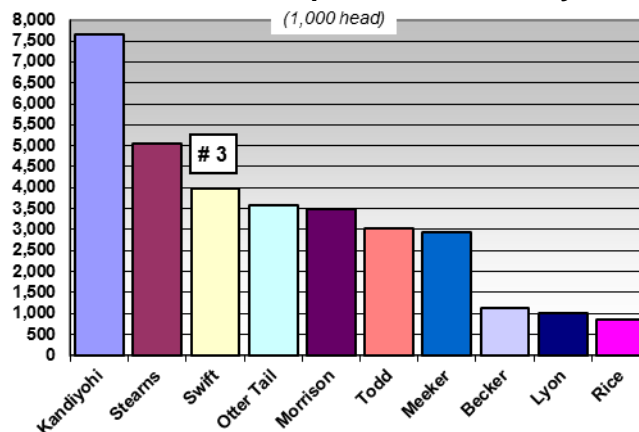
## Swift County Agricultural Marketing



## Swift County Crop & Livestock Marketing

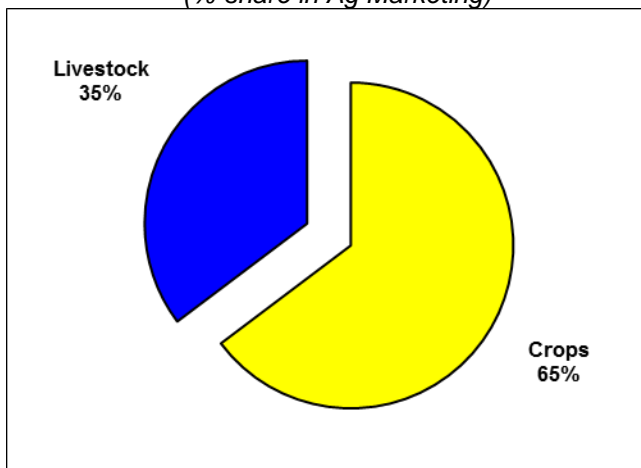


## Minnesota Top Counties: Turkey



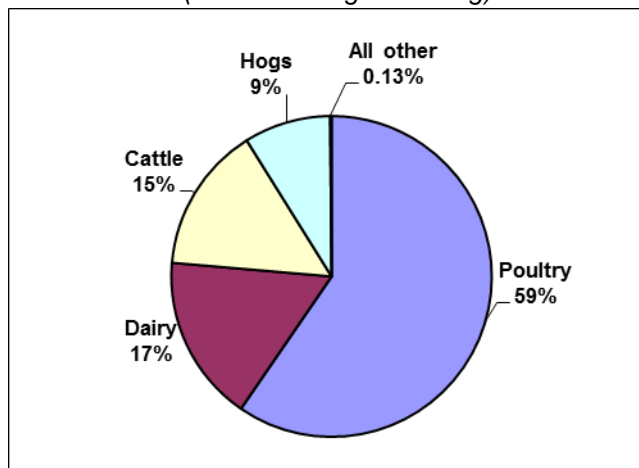
## Swift County Crops & Livestock

(%-share in Ag Marketing)



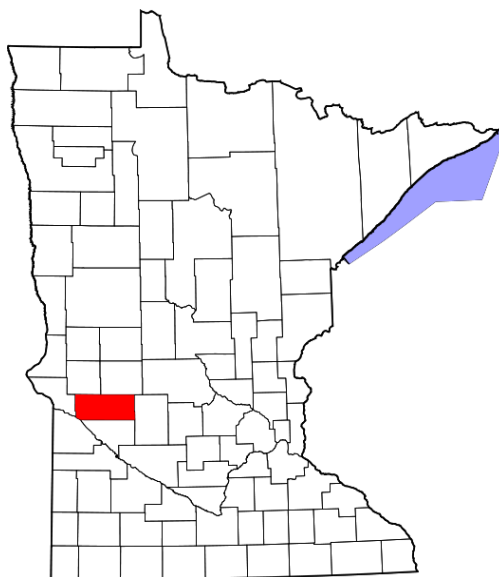
## Swift County Livestock Sectors

(%-share in Ag Marketing)



Source: USDA/NASS

# SWIFT COUNTY AGRICULTURAL PROFILE



**Swift County Farm Income and Expenses (\$1,000)**

	<b>Total Cash Receipts</b>	<b>Total Production Expenses</b>	<b>Total Net Farm Proprietors' Income</b>
<b>1990</b>	\$91,236	\$89,667	\$17,656
<b>1991</b>	\$111,540	\$94,125	\$12,005
<b>1992</b>	\$87,065	\$92,531	\$6,648
<b>1993</b>	\$88,429	\$102,013	\$-12,637
<b>1994</b>	\$79,106	\$112,917	\$10,912
<b>1995</b>	\$105,668	\$114,027	\$-9,031
<b>1996</b>	\$130,087	\$125,868	\$16,126
<b>1997</b>	\$112,319	\$137,400	\$940
<b>1998</b>	\$116,413	\$139,489	\$7,190
<b>1999</b>	\$117,411	\$139,770	\$5,565
<b>2000</b>	\$127,608	\$152,503	\$1,968
<b>2001</b>	\$129,110	\$162,320	\$-3,095
<b>2002</b>	\$149,252	\$163,055	\$3,115
<b>2003</b>	\$151,169	\$160,568	\$5,334
<b>2004</b>	\$160,604	\$165,686	\$14,694
<b>2005</b>	\$155,924	\$164,103	\$33,187
<b>2006</b>	\$171,991	\$168,328	\$20,581
<b>2007</b>	\$208,539	\$212,104	\$9,744
<b>2008</b>	\$274,024	\$234,999	\$46,378
<b>2009</b>	\$233,649	\$231,405	\$26,107
<b>2010</b>	\$269,020	\$235,178	\$42,005
<b>2011</b>	\$312,300	\$261,641	\$51,140

Source: US Dept. of Commerce-Bureau of Economic Analysis

