

# STEVENS COUNTY AGRICULTURAL PROFILE

## Stevens County:

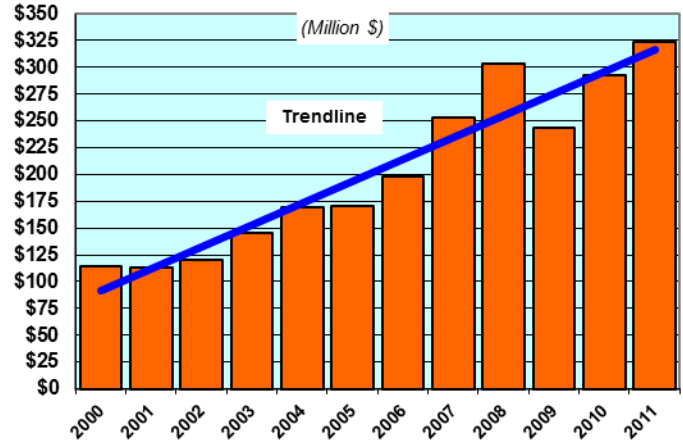
- Population: 9,685 (Ranks 69<sup>th</sup> in MN)
- Total employment: 6,814 jobs
  - Farm employment: 746 jobs
  - Non-farm employment: 6,068 jobs

## Stevens County Agricultural Rankings:

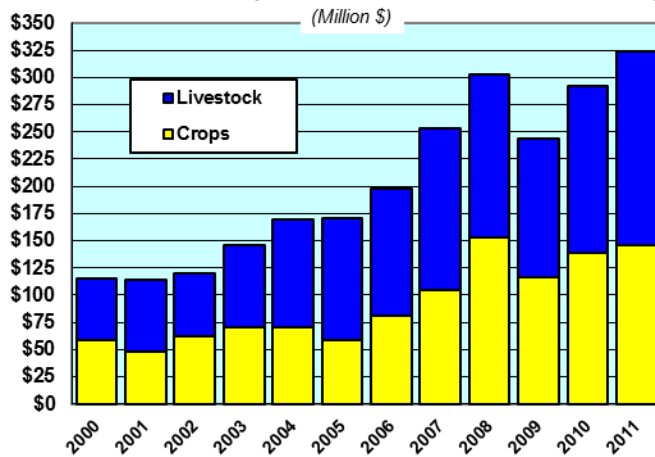
(Among all MN counties)

- No. 13 in livestock production
  - No. 7 in milk cows
  - No. 15 in all cattle
  - No. 19 in hogs
- No. 38 in crop production
- No. 24 in total agricultural production

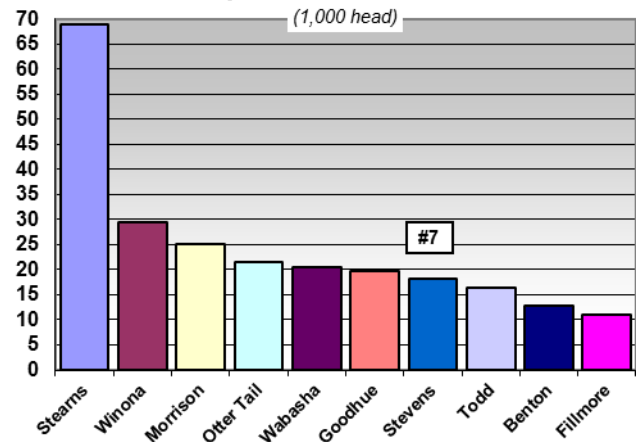
## Stevens County Agricultural Marketing



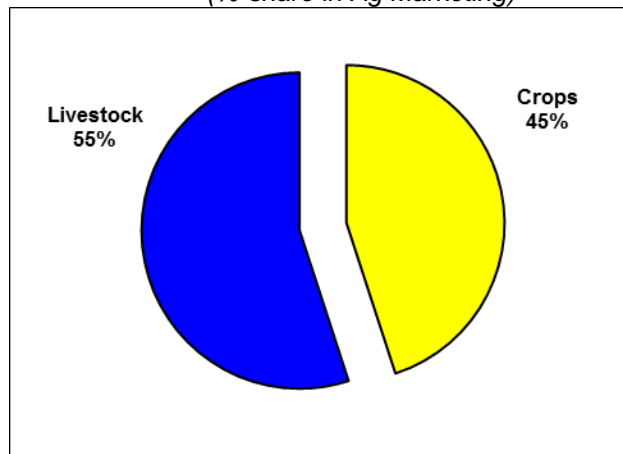
## Stevens County Crop & Livestock Marketing



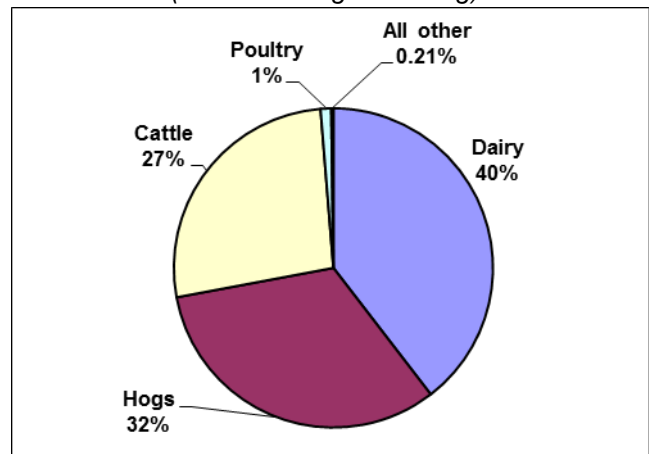
## Minnesota Top Counties: Milk Cows



## Stevens County Crop & Livestock (%-share in Ag Marketing)

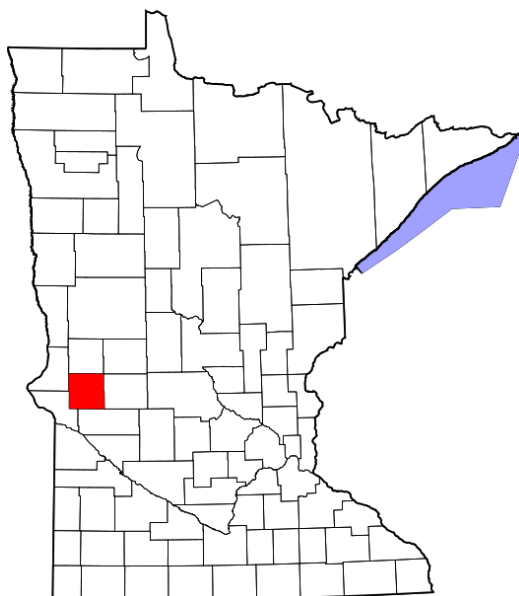


## Stevens County Livestock Sectors (%-share in Ag Marketing)



Source: USDA/NASS

# STEVENS COUNTY AGRICULTURAL PROFILE



**Stevens County Farm Income and Expenses (\$1,000)**

	<b>Total Cash Receipts</b>	<b>Total Production Expenses</b>	<b>Total Net Farm Proprietors' Income</b>
<b>1990</b>	\$93,439	\$82,233	\$26,001
<b>1991</b>	\$105,309	\$85,038	\$18,687
<b>1992</b>	\$87,521	\$82,869	\$17,023
<b>1993</b>	\$85,001	\$88,566	\$1,660
<b>1994</b>	\$71,421	\$93,865	\$8,740
<b>1995</b>	\$97,570	\$95,043	\$1,205
<b>1996</b>	\$113,832	\$100,835	\$19,981
<b>1997</b>	\$102,125	\$109,611	\$8,211
<b>1998</b>	\$99,498	\$106,574	\$14,023
<b>1999</b>	\$95,979	\$103,515	\$13,898
<b>2000</b>	\$114,825	\$112,937	\$18,126
<b>2001</b>	\$113,665	\$118,788	\$11,646
<b>2002</b>	\$119,890	\$113,605	\$12,381
<b>2003</b>	\$145,324	\$123,676	\$24,766
<b>2004</b>	\$169,583	\$138,885	\$35,115
<b>2005</b>	\$170,485	\$148,769	\$45,141
<b>2006</b>	\$197,850	\$158,926	\$42,632
<b>2007</b>	\$252,920	\$203,764	\$46,005
<b>2008</b>	\$302,999	\$217,375	\$74,877
<b>2009</b>	\$243,248	\$217,466	\$35,538
<b>2010</b>	\$292,223	\$216,039	\$65,482
<b>2011</b>	\$323,882	\$242,572	\$65,022

Source: US Dept. of Commerce-Bureau of Economic Analysis

