

STEELE COUNTY AGRICULTURAL PROFILE

Steele County:

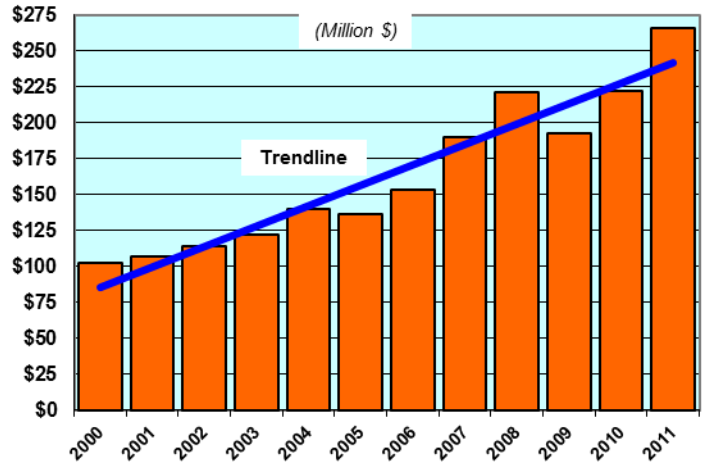
- Population: 36,534 (Ranks 27th in MN)
- Total employment: 26,123 jobs
 - Farm employment: 992 jobs
 - Non-farm employment: 25,131 jobs

Steele County Agricultural Rankings:

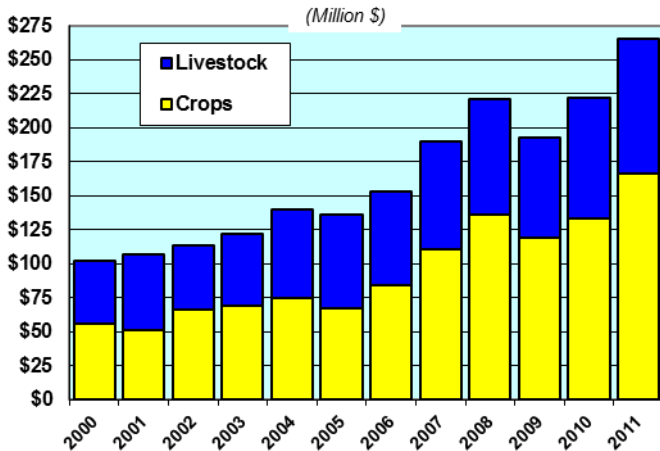
(Among all MN counties)

- No. 35 in livestock production
 - No. 9 in turkeys
 - No. 12 in poultry
 - No. 13 in broilers
 - No. 24 in hogs
 - No. 29 in milk cows
- No. 29 in crop production

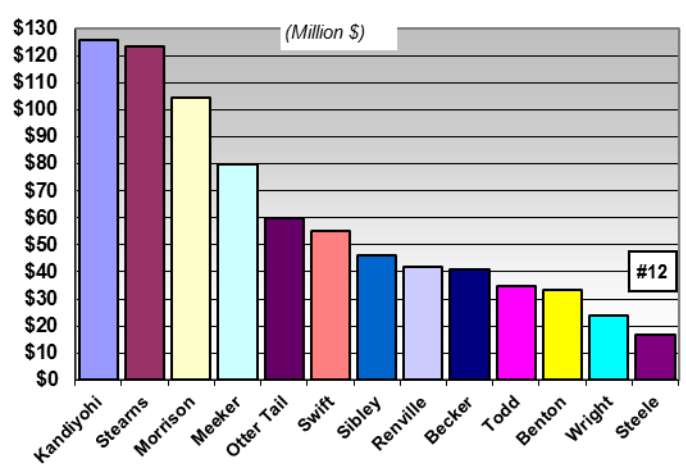
Steele County Agricultural Marketing



Steele County Crop & Livestock Marketing

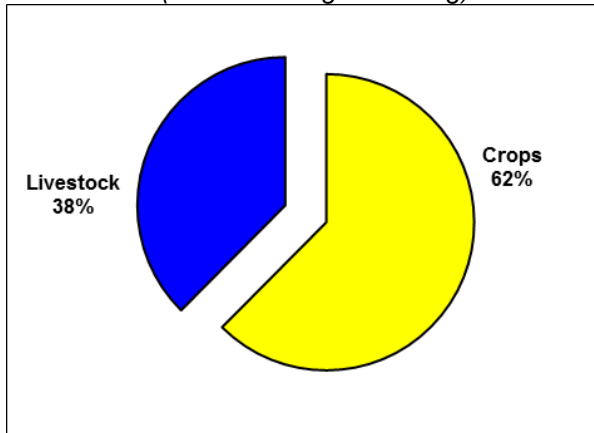


Minnesota Top Counties: Poultry



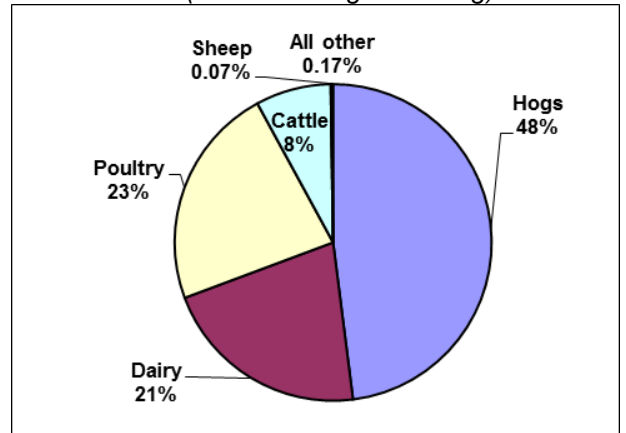
Steele County Crop & Livestock

(%-share in Ag Marketing)



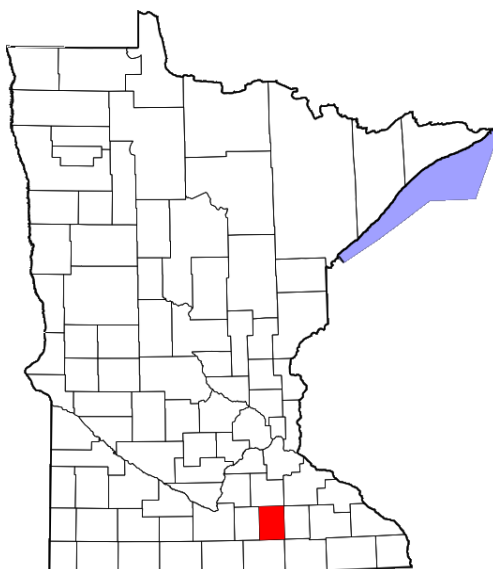
Steele County Livestock Sectors

(%-share in Ag Marketing)



Source: USDA/NASS

STEELE COUNTY AGRICULTURAL PROFILE



Steele County Farm Income and Expenses (\$1,000)

	Total Cash Receipts	Total Production Expenses	Total Net Farm Proprietors' Income
1990	\$85,328	\$72,623	\$23,831
1991	\$93,528	\$75,100	\$16,431
1992	\$78,605	\$73,988	\$13,499
1993	\$70,085	\$78,415	\$-4,370
1994	\$69,146	\$83,881	\$19,698
1995	\$93,916	\$84,126	\$5,298
1996	\$101,666	\$89,085	\$20,364
1997	\$90,668	\$93,942	\$11,633
1998	\$96,927	\$97,478	\$17,575
1999	\$89,819	\$98,773	\$10,333
2000	\$102,138	\$111,407	\$7,861
2001	\$106,616	\$114,961	\$8,481
2002	\$113,850	\$125,468	\$1,231
2003	\$122,321	\$130,145	\$2,956
2004	\$139,962	\$138,768	\$14,449
2005	\$136,434	\$138,969	\$25,620
2006	\$153,403	\$141,225	\$20,301
2007	\$189,589	\$172,207	\$20,482
2008	\$221,535	\$185,356	\$34,534
2009	\$192,849	\$184,406	\$19,098
2010	\$221,628	\$184,107	\$39,489
2011	\$265,797	\$205,274	\$52,857

Source: US Dept. of Commerce-Bureau of Economic Analysis

