

STEARNS COUNTY AGRICULTURAL PROFILE

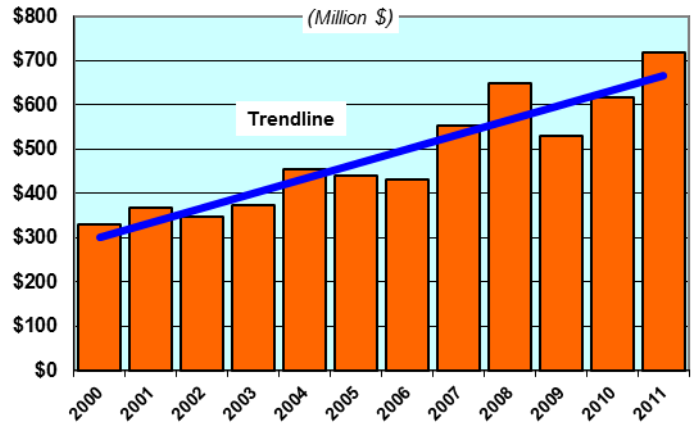
Stearns County:

- Population: 151,343 (Ranks 7th in MN)
- Total employment: 100,020 jobs
 - Farm employment: 3,994 jobs
 - Non-farm employment: 96,026 jobs

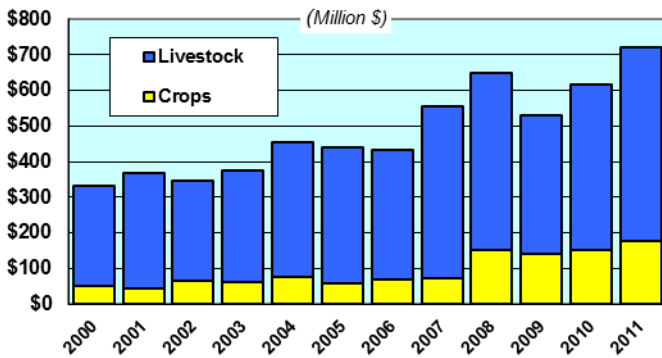
Stearns County Agricultural Rankings: (Among all MN counties)

- No. 1 in total agricultural production
- No. 1 in livestock production
 - No. 1 in all cattle
 - No. 1 in milk cows
 - No. 2 in poultry
 - No. 4 in beef cows

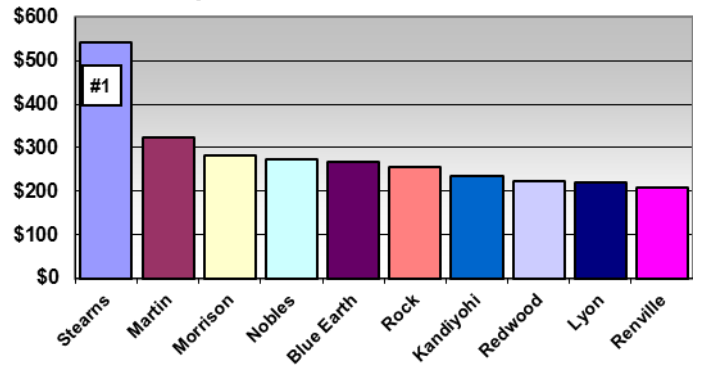
Stearns County Agricultural Marketing



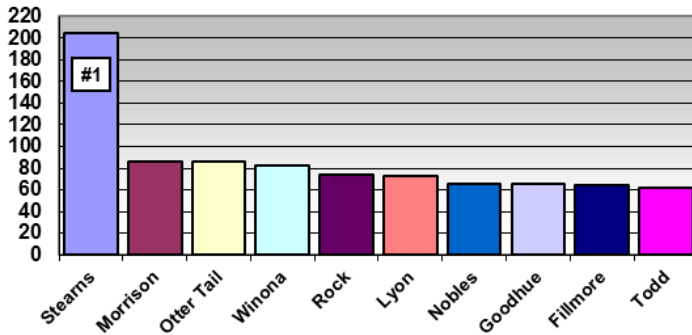
Stearns County Crop & Livestock Marketing



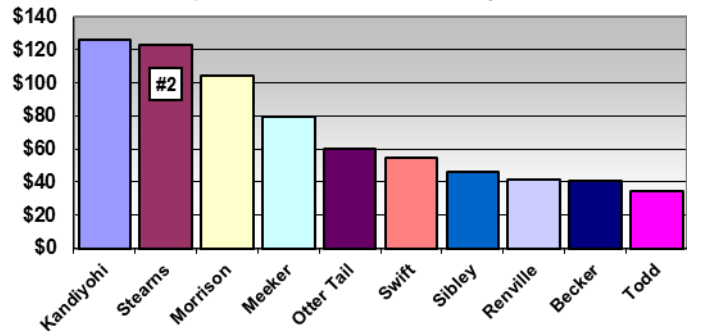
MN Top Counties: Livestock (Million \$)



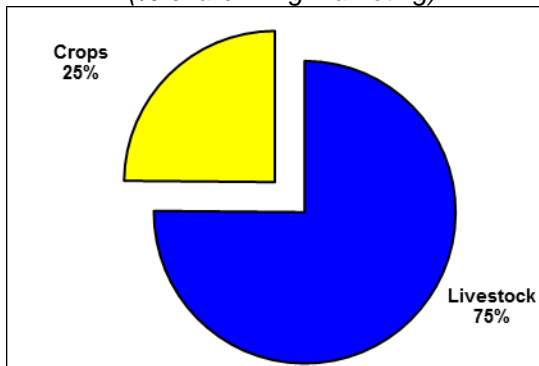
MN Top 10 Counties: All Cattle (1,000 head)



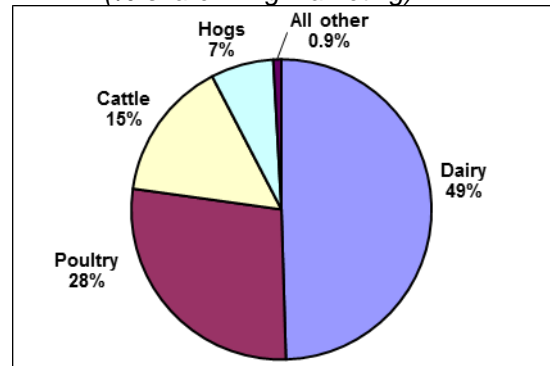
MN Top 10 Counties: Poultry (Million \$)



Stearns County Crop & Livestock Production (%-share in Ag Marketing)

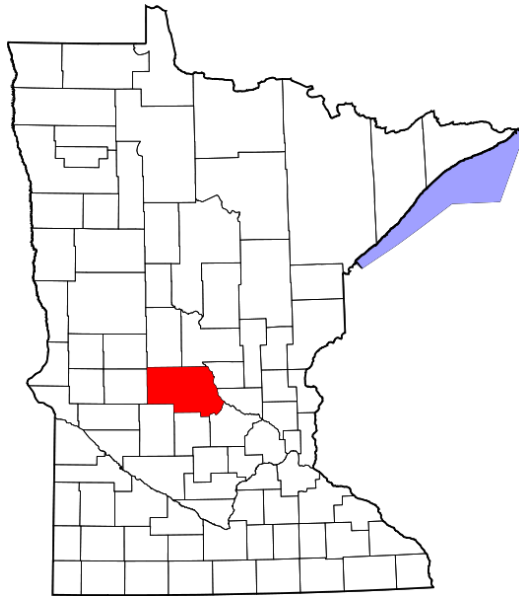


Stearns County Livestock Sectors (%-share in Ag Marketing)



Source: USDA/NASS

STEARNS COUNTY AGRICULTURAL PROFILE



Stearns County Farm Income and Expenses (\$1,000)

	Total Cash Receipts	Total Production Expenses	Total Net Farm Proprietors' Income
1990	\$107,098	\$257,751	\$56,641
1991	\$290,466	\$262,703	\$32,515
1992	\$288,783	\$263,086	\$42,380
1993	\$298,045	\$274,924	\$24,893
1994	\$272,821	\$288,338	\$35,833
1995	\$297,049	\$290,286	\$5,679
1996	\$339,367	\$302,263	\$50,433
1997	\$313,620	\$316,991	\$17,102
1998	\$339,180	\$316,307	\$56,033
1999	\$329,236	\$310,604	\$54,505
2000	\$331,024	\$334,770	\$36,318
2001	\$366,849	\$355,803	\$35,708
2002	\$347,017	\$343,935	\$29,017
2003	\$373,775	\$349,888	\$62,938
2004	\$454,530	\$390,074	\$97,044
2005	\$439,447	\$395,490	\$101,114
2006	\$432,551	\$402,444	\$85,832
2007	\$553,355	\$506,772	\$78,499
2008	\$649,145	\$555,268	\$154,720
2009	\$531,046	\$537,130	\$68,940
2010	\$616,681	\$532,977	\$103,274
2011	\$719,589	\$600,084	\$160,336

Source: US Dept. of Commerce-Bureau of Economic Analysis

