

SIBLEY COUNTY AGRICULTURAL PROFILE

Sibley County:

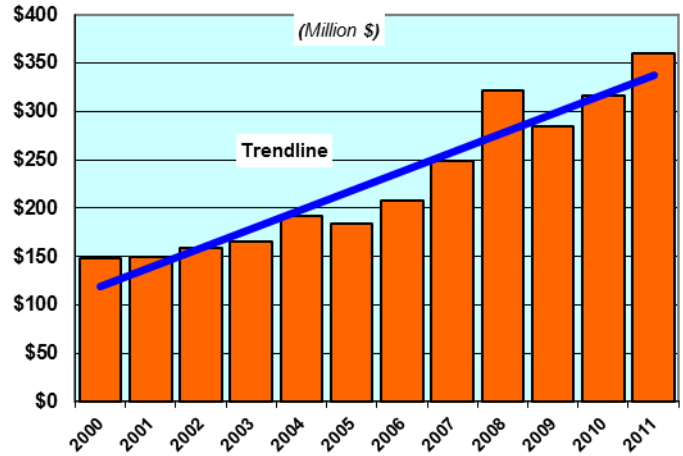
- Population: 15,169 - Ranks 57th in MN
- Total employment: 5,990 jobs
 - Farm employment: 1,092 jobs
 - Non-farm employment: 4,898 jobs

Sibley County Agricultural Rankings:

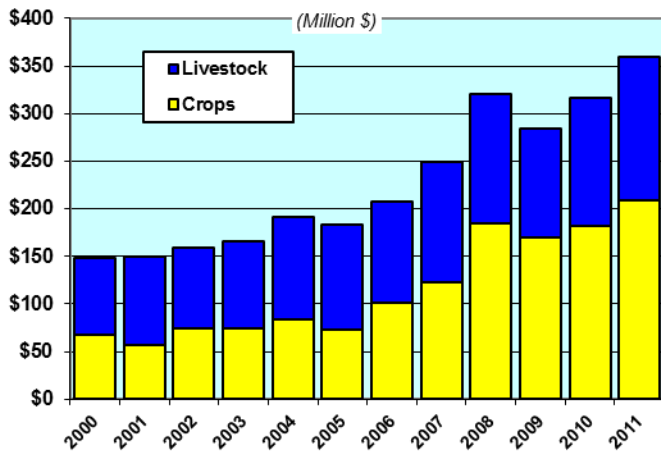
(Among all MN counties)

- No. 21 in crop production
 - No. 20 in sugarbeet
 - No. 20 in corn
 - No. 24 in soybeans
- No. 21 in livestock production
 - No. 7 in poultry
 - No. 15 in milk cows

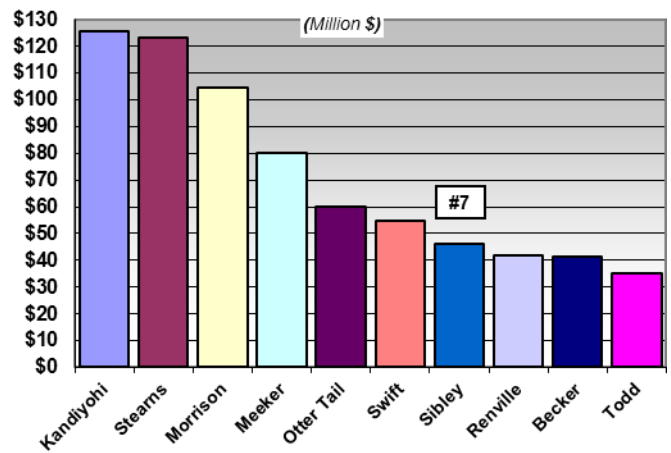
Sibley County Agricultural Marketing



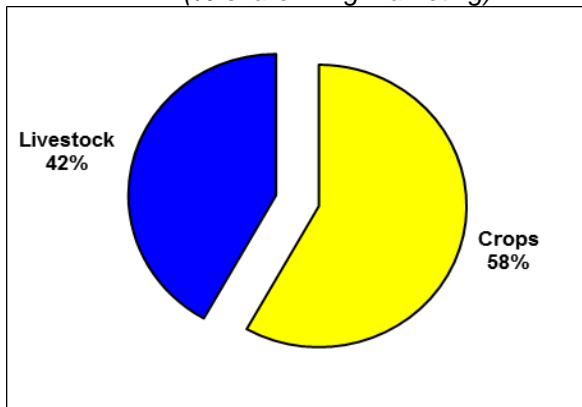
Sibley County Crop & Livestock Marketing



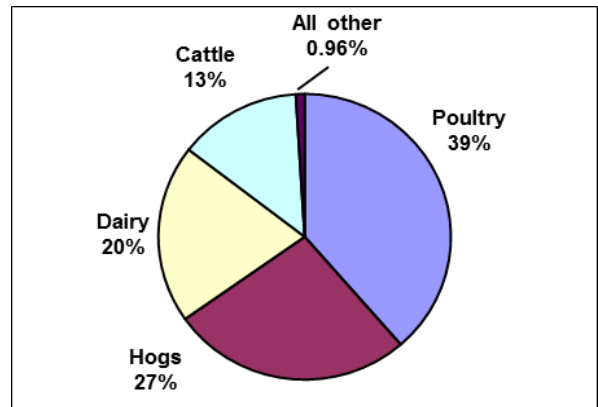
Minnesota Top Counties: Poultry



Sibley County Crop & Livestock (%-share in Ag Marketing)

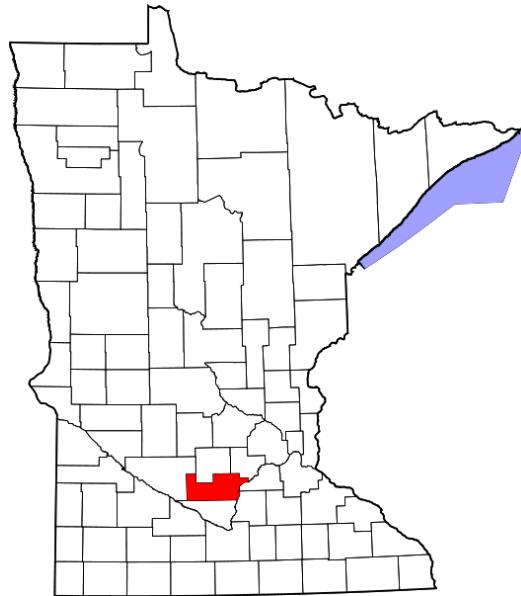


Sibley County Livestock Sectors (%-share in Ag Marketing)



Source: USDA/NASS

SIBLEY COUNTY AGRICULTURAL PROFILE



Sibley County Farm Income and Expenses (\$1,000)

	Total Cash Receipts	Total Production Expenses	Total Net Farm Proprietors' Income
1990	\$137,991	\$125,646	\$26,139
1991	\$148,332	\$130,753	\$15,091
1992	\$134,728	\$132,263	\$11,974
1993	\$129,237	\$137,133	\$-10,960
1994	\$113,466	\$143,512	\$11,466
1995	\$145,479	\$143,044	\$-3,258
1996	\$162,534	\$149,564	\$19,731
1997	\$136,091	\$152,890	\$2,711
1998	\$140,389	\$153,617	\$10,379
1999	\$138,286	\$147,623	\$14,557
2000	\$148,380	\$155,760	\$13,124
2001	\$150,069	\$161,132	\$11,099
2002	\$158,495	\$153,799	\$15,479
2003	\$165,937	\$154,152	\$22,580
2004	\$192,015	\$163,213	\$39,368
2005	\$183,941	\$169,022	\$47,432
2006	\$207,862	\$176,024	\$40,359
2007	\$248,675	\$218,283	\$34,560
2008	\$321,113	\$242,405	\$75,123
2009	\$284,544	\$245,024	\$54,125
2010	\$316,936	\$244,140	\$70,740
2011	\$359,478	\$270,327	\$80,131

Source: US Dept. of Commerce-Bureau of Economic Analysis

