

ROSEAU COUNTY AGRICULTURAL PROFILE

Roseau County:

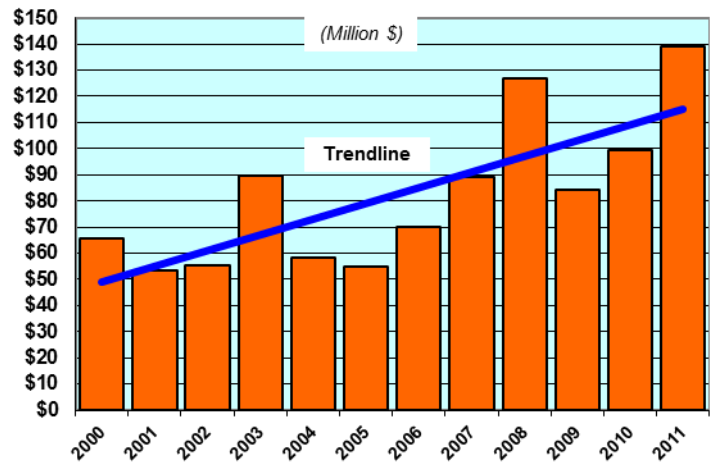
- Population: 15,540 (Ranks 55th in MN)
- Total employment: 11,540 jobs
 - Farm employment: 1,060 jobs
 - Non-farm employment: 10,480 jobs

Roseau County Agricultural Rankings:

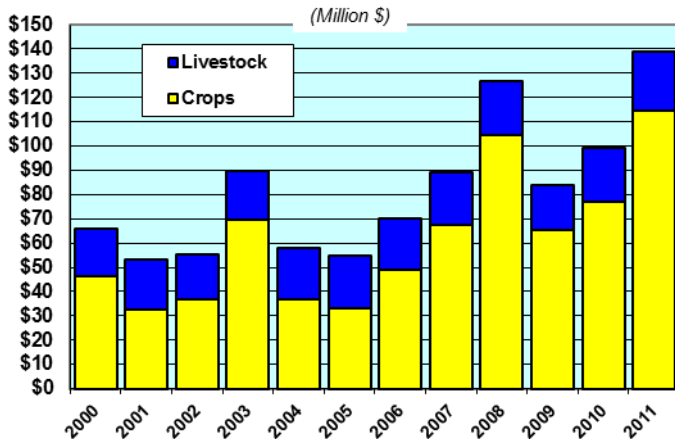
(Among all MN counties)

- No. 46 in crop production
 - No. 1 in canola
 - No. 4 in spring wheat
 - No. 4 in barley
- No. 57 in livestock production
 - No. 13 in turkeys
- No. 55 in total agricultural production

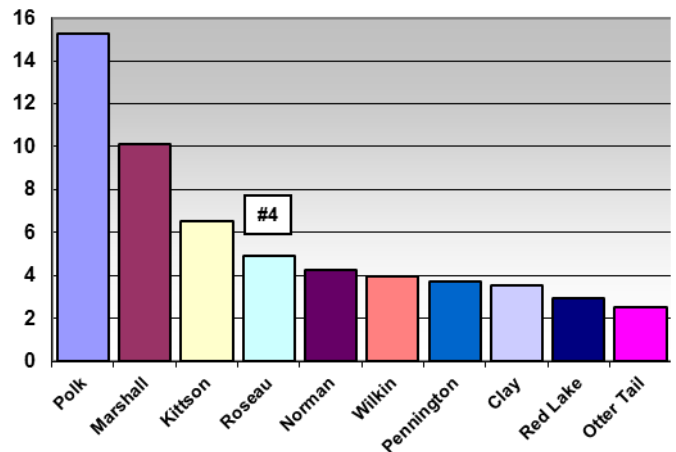
Roseau County Agricultural Marketing



Roseau County Crop & Livestock Marketing

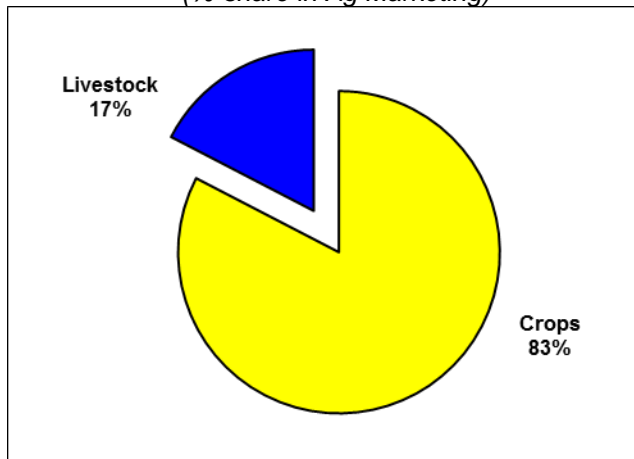


Minnesota Top Counties: Spring Wheat (Million bu.)



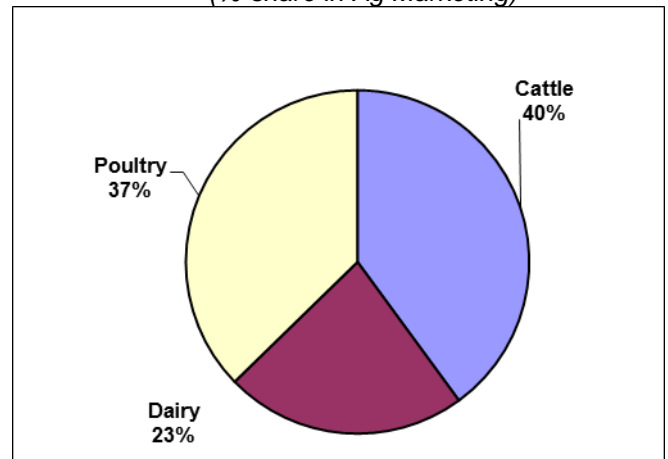
Roseau County Crop & Livestock

(%-share in Ag Marketing)



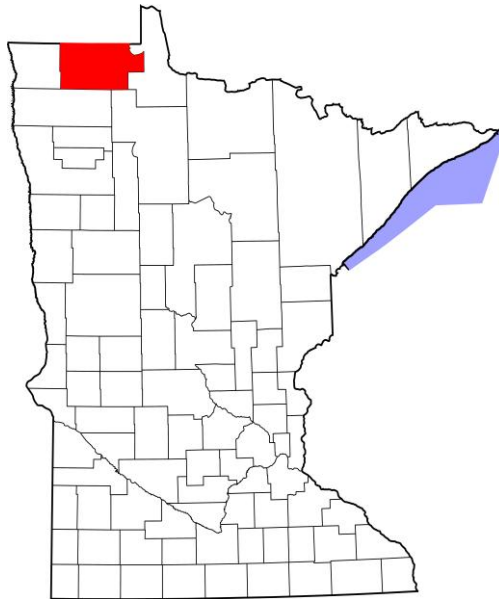
Roseau County Livestock Sectors

(%-share in Ag Marketing)



Source: USDA/NASS

ROSEAU COUNTY AGRICULTURAL PROFILE



Roseau County Farm Income and Expenses (\$1,000)

	Total Cash Receipts	Total Production Expenses	Total Net Farm Proprietors' Income
1990	\$66,743	\$68,092	\$21,016
1991	\$62,298	\$64,919	\$6,644
1992	\$56,223	\$61,158	\$12,645
1993	\$52,338	\$64,304	\$1,041
1994	\$43,812	\$68,540	\$-1,769
1995	\$52,722	\$67,816	\$-4,418
1996	\$64,777	\$73,716	\$9,312
1997	\$50,656	\$73,306	\$-9,914
1998	\$54,158	\$72,318	\$4,266
1999	\$46,483	\$70,101	\$-2,481
2000	\$65,722	\$73,499	\$27,042
2001	\$53,356	\$75,431	\$956
2002	\$55,463	\$73,255	\$-3,564
2003	\$89,808	\$69,462	\$49,572
2004	\$58,172	\$71,094	\$3,524
2005	\$54,673	\$71,664	\$9,097
2006	\$69,926	\$71,665	\$15,719
2007	\$89,202	\$86,364	\$16,965
2008	\$126,737	\$94,616	\$57,263
2009	\$84,025	\$91,832	\$5,139
2010	\$99,318	\$90,791	\$22,582
2011	\$138,980	\$101,446	\$47,891

Source: US Dept. of Commerce-Bureau of Economic Analysis

