

ROCK COUNTY AGRICULTURAL PROFILE

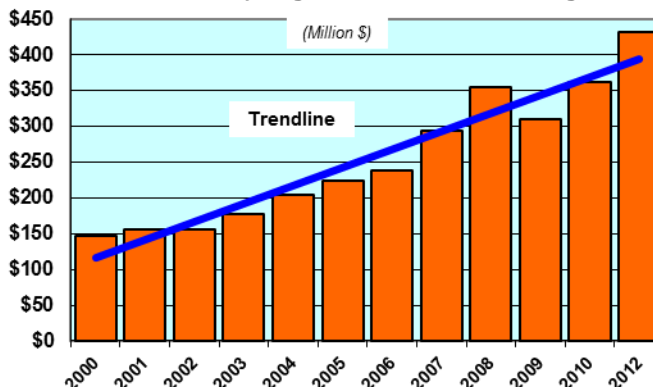
Rock County:

- Population: 9,614 (Ranks 71st in MN)
- Total employment: 5,354 jobs
 - Farm employment: 764 jobs
 - Non-farm employment: 4,590 jobs

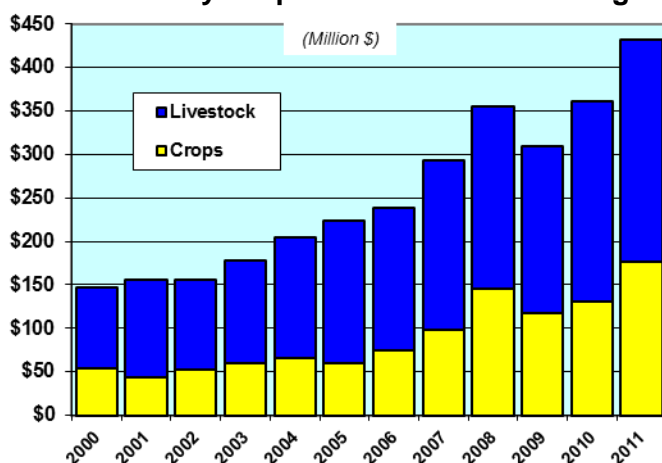
Rock County Agricultural Rankings: (Among all MN counties)

- No. 6 in livestock production
 - No. 4 in mink pelts
 - No. 5 in cattle and hogs
 - No. 12 in sheep and lambs
- No. 12 in total agricultural production

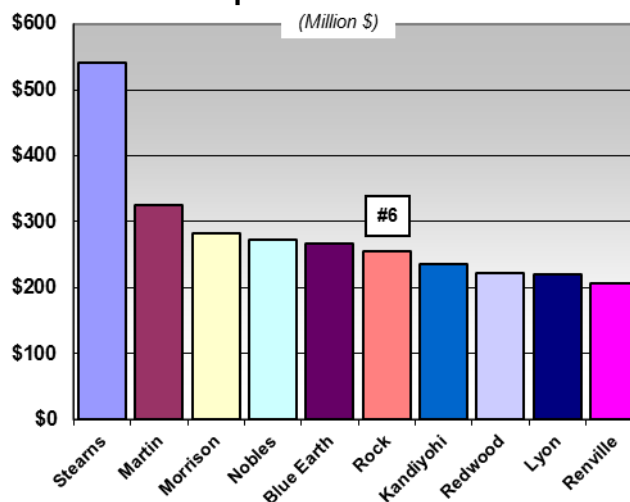
Rock County Agricultural Marketing



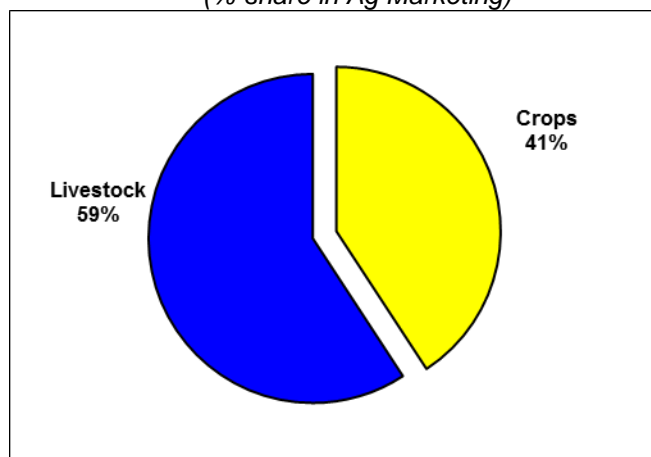
Rock County Crops & Livestock Marketing



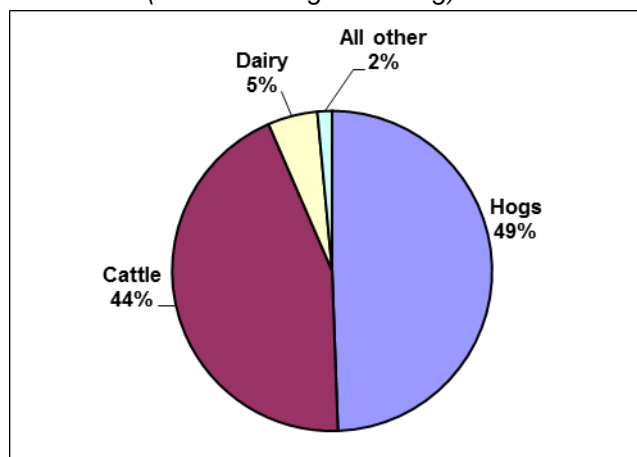
MN Top Livestock Counties



Rock County Crops & Livestock (%-share in Ag Marketing)

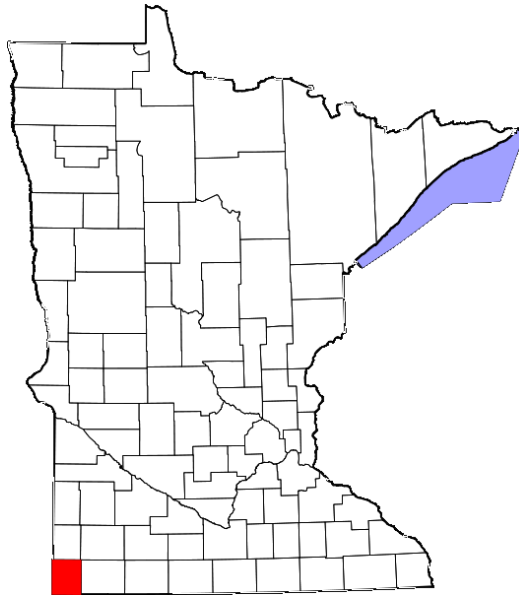


Rock County Livestock Sectors (%-share in Ag Marketing)



Source: USDA/NASS

ROCK COUNTY AGRICULTURAL PROFILE



Rock County Farm Income and Expenses (\$1,000)

	Total Cash Receipts	Total Production Expenses	Total Net Farm Proprietors' Income
1990	\$110,519	\$89,094	\$32,239
1991	\$112,762	\$90,936	\$17,865
1992	\$103,271	\$94,029	\$18,032
1993	\$104,513	\$104,998	\$4,280
1994	\$98,842	\$110,243	\$29,172
1995	\$123,160	\$113,723	\$5,115
1996	\$144,475	\$121,643	\$29,722
1997	\$134,406	\$134,603	\$16,328
1998	\$125,371	\$129,844	\$17,211
1999	\$119,858	\$127,263	\$13,381
2000	\$146,967	\$144,830	\$18,725
2001	\$156,462	\$157,544	\$16,310
2002	\$155,420	\$153,000	\$12,780
2003	\$177,371	\$159,773	\$23,377
2004	\$205,061	\$170,061	\$44,580
2005	\$223,097	\$185,689	\$63,211
2006	\$238,202	\$200,666	\$45,156
2007	\$293,082	\$241,131	\$49,427
2008	\$354,929	\$257,502	\$84,817
2009	\$309,898	\$267,614	\$49,448
2010	\$361,142	\$271,649	\$78,333
2011	\$432,063	\$298,221	\$105,596

Source: US Dept. of Commerce-Bureau of Economic Analysis

