

REDWOOD COUNTY AGRICULTURAL PROFILE

Redwood County:

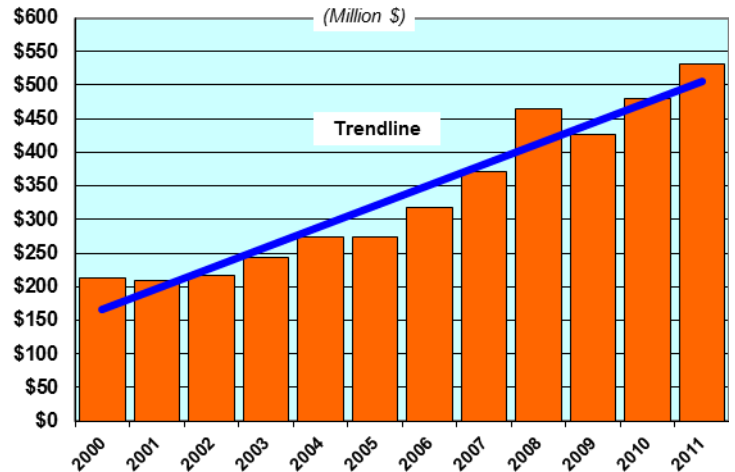
- Population: 15,972 (Ranks 54th in MN)
- Total employment: 9,539 jobs
 - Farm employment: 1,192 jobs
 - Non-farm employment: 8,347 jobs

Redwood County Agricultural Rankings:

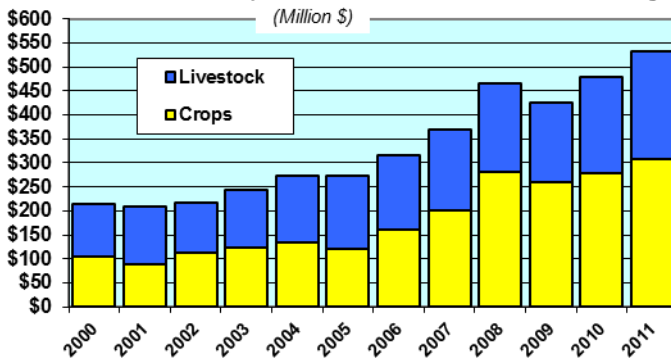
(Among all MN counties)

- No. 4 in crop production
 - No. 3 in soybeans
 - No. 7 in corn for grain
- No. 6 in total agricultural production
- No. 8 in livestock production
 - No. 3 in cattle on feed
 - No. 12 in all cattle

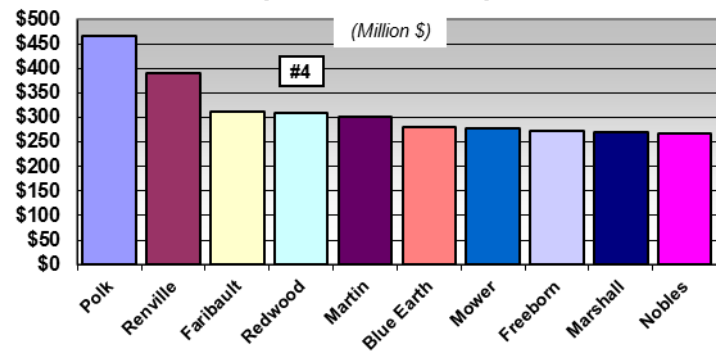
Redwood County Agricultural Marketing



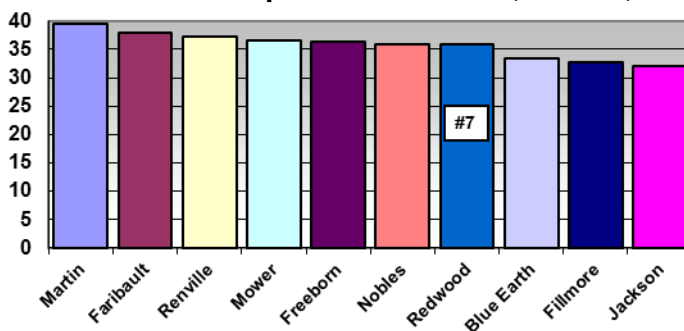
Redwood County Crop & Livestock Marketing



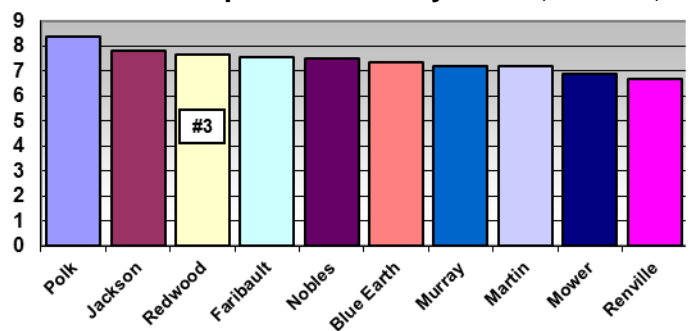
Minnesota Top Counties: Crop Production



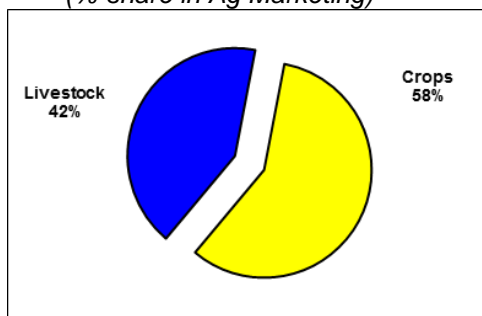
Minnesota Top Counties: Corn (Million bu.)



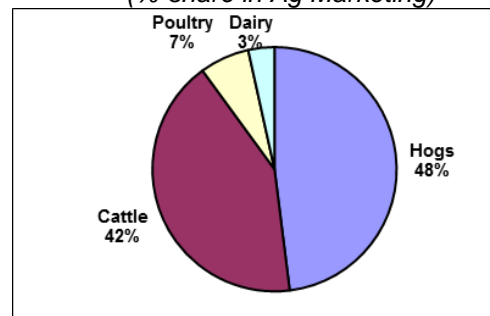
Minnesota Top Counties: Soybeans (Million bu.)



Redwood County Crop & Livestock Production (%-share in Ag Marketing)

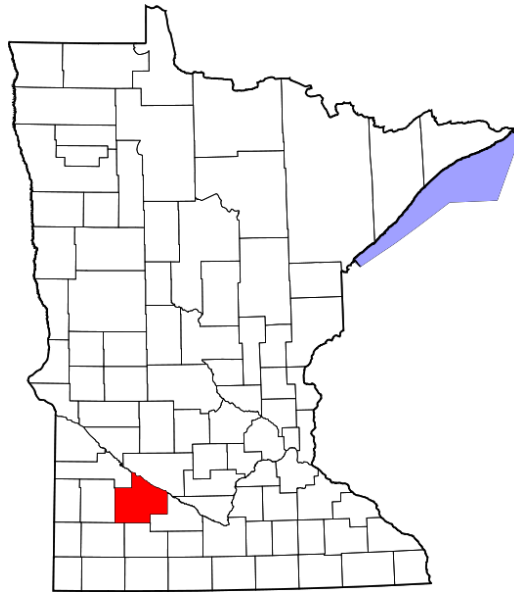


Redwood County Livestock Sectors (%-share in Ag Marketing)



Source: USDA/NASS

REDWOOD COUNTY AGRICULTURAL PROFILE



Redwood County Farm Income and Expenses (\$1,000)

	Total Cash Receipts	Total Production Expenses	Total Net Farm Proprietors' Income
1990	\$173,027	\$156,116	\$39,330
1991	\$189,221	\$162,482	\$19,965
1992	\$168,361	\$161,210	\$24,802
1993	\$150,040	\$173,333	\$-14,434
1994	\$149,097	\$184,427	\$36,232
1995	\$200,126	\$185,837	\$6,642
1996	\$230,372	\$196,695	\$50,134
1997	\$200,200	\$213,525	\$22,592
1998	\$185,090	\$203,075	\$23,403
1999	\$185,017	\$195,662	\$27,084
2000	\$213,745	\$215,375	\$30,742
2001	\$209,902	\$222,331	\$21,787
2002	\$216,679	\$211,073	\$23,455
2003	\$243,639	\$216,128	\$41,299
2004	\$273,485	\$226,919	\$67,790
2005	\$273,899	\$239,120	\$87,749
2006	\$316,884	\$253,013	\$73,567
2007	\$370,576	\$300,409	\$70,286
2008	\$465,072	\$325,600	\$126,274
2009	\$426,500	\$343,949	\$95,581
2010	\$479,492	\$345,898	\$127,609
2011	\$531,408	\$385,054	\$133,741

Source: US Dept. of Commerce-Bureau of Economic Analysis

