

PINE COUNTY AGRICULTURAL PROFILE

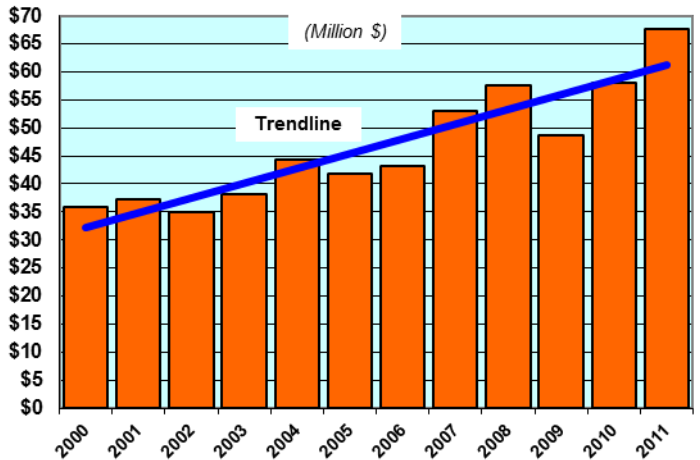
Pine County:

- Population: 29,604 (Ranks 36th in MN)
- Total employment: 11,791 jobs
 - Farm employment: 985 jobs
 - Non-farm employment: 10,806 jobs

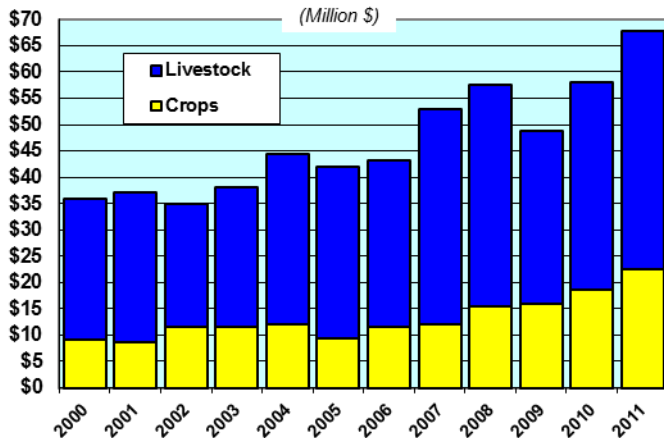
Pine County Agricultural Rankings: (Among all MN counties)

- No. 48 in livestock production
 - No. 9 in beef cows
 - No. 27 in all cattle
- No. 72 in crop production
 - No. 1 in other hay
 - No. 20 in alfalfa hay
- No. 63 in total agricultural production

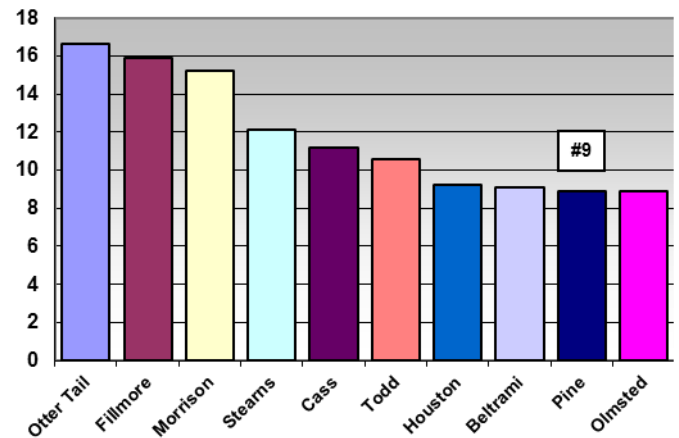
Pine County Agricultural Marketing



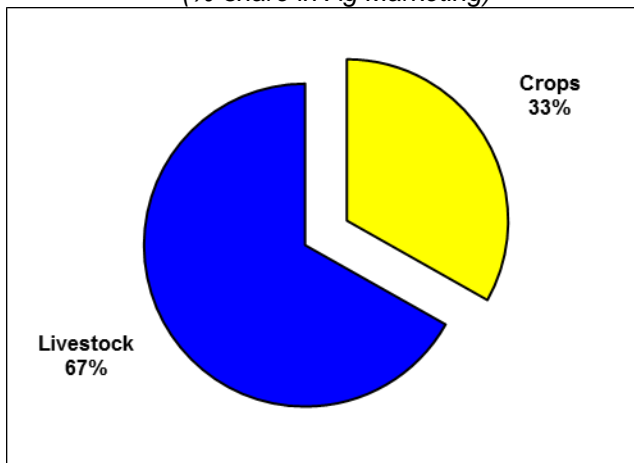
Pine County Crop & Livestock Marketing



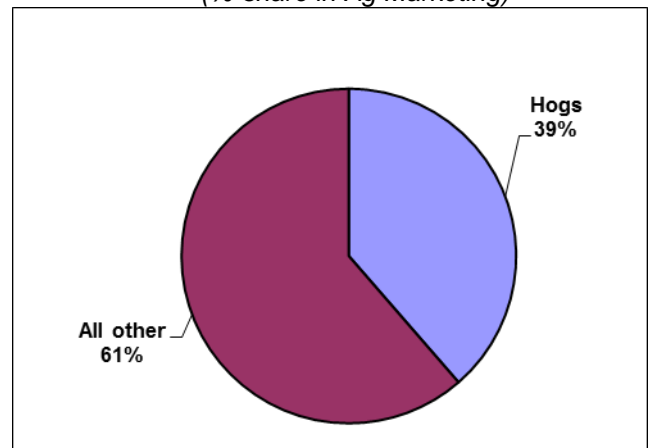
Minnesota Top Counties: Beef Cows (1,000 head)



Pine County Crop & Livestock (%-share in Ag Marketing)

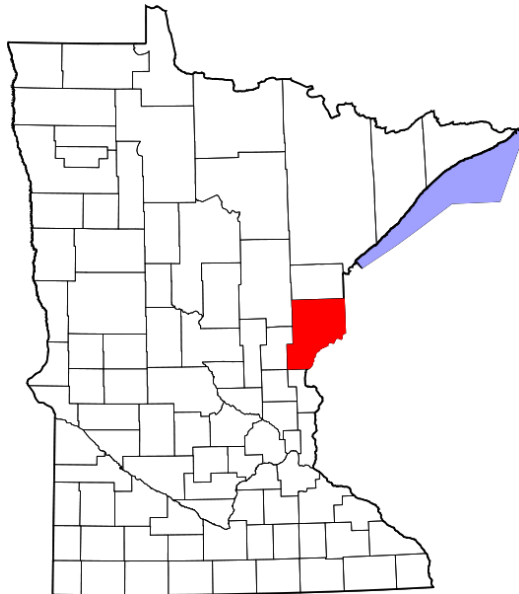


Pine County Livestock Sectors (%-share in Ag Marketing)



Source: USDA/NASS

PINE COUNTY AGRICULTURAL PROFILE



Pine County Farm Income and Expenses (\$1,000)

	Total Cash Receipts	Total Production Expenses	Total Net Farm Proprietors' Income
1990	\$42,426	\$42,733	\$5,115
1991	\$43,084	\$44,017	\$2,737
1992	\$43,853	\$44,991	\$1,668
1993	\$44,281	\$45,550	\$241
1994	\$40,090	\$46,674	\$1,295
1995	\$40,594	\$41,571	\$1,607
1996	\$42,559	\$43,656	\$2,174
1997	\$40,346	\$45,175	\$-1,280
1998	\$40,454	\$44,444	\$1,640
1999	\$38,046	\$42,614	\$741
2000	\$35,989	\$41,554	\$-127
2001	\$37,146	\$41,624	\$-327
2002	\$34,906	\$41,957	\$-3,043
2003	\$38,160	\$41,216	\$639
2004	\$44,307	\$44,382	\$3,154
2005	\$41,869	\$43,116	\$2,291
2006	\$43,162	\$42,859	\$4,001
2007	\$52,975	\$51,503	\$1,551
2008	\$57,542	\$55,554	\$5,418
2009	\$48,754	\$51,619	\$1,486
2010	\$57,970	\$51,753	\$5,544
2011	\$67,754	\$56,320	\$8,383

Source: US Dept. of Commerce-Bureau of Economic Analysis

