

PENNINGTON COUNTY AGRICULTURAL PROFILE

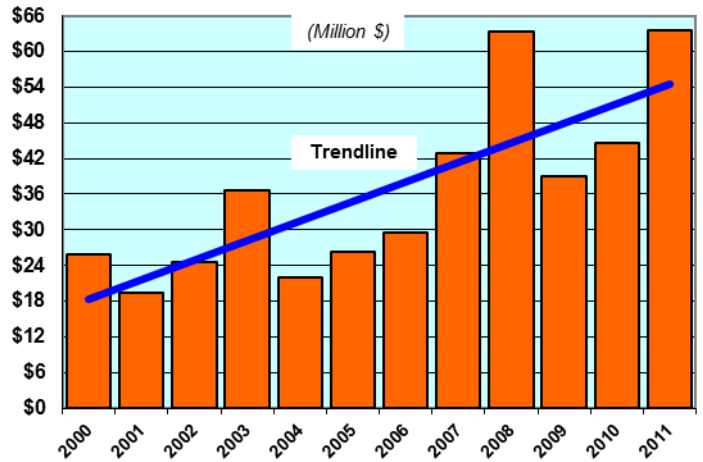
Pennington County:

- Population: 14,072 (Ranks 59th in MN)
- Total employment: 12,564 jobs
 - Farm employment: 580 jobs
 - Non-farm employment: 11,984 jobs

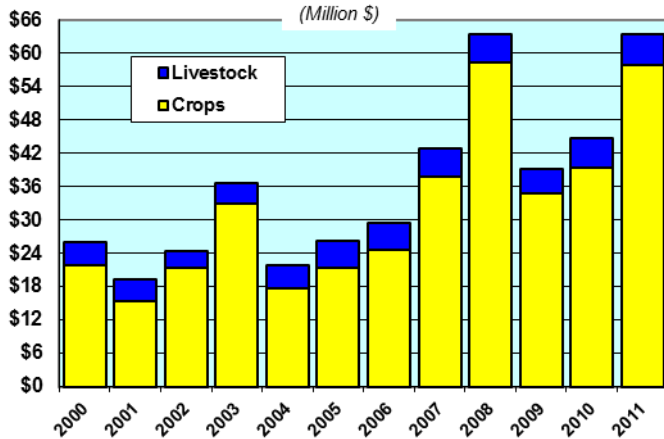
Pennington County Agricultural Rankings: (Among all MN counties)

- No. 60 in crop production
 - No. 7 in spring wheat
 - No. 8 in barley
 - No. 21 in oats
- No. 79 in livestock production
- No. 64 in total agricultural production

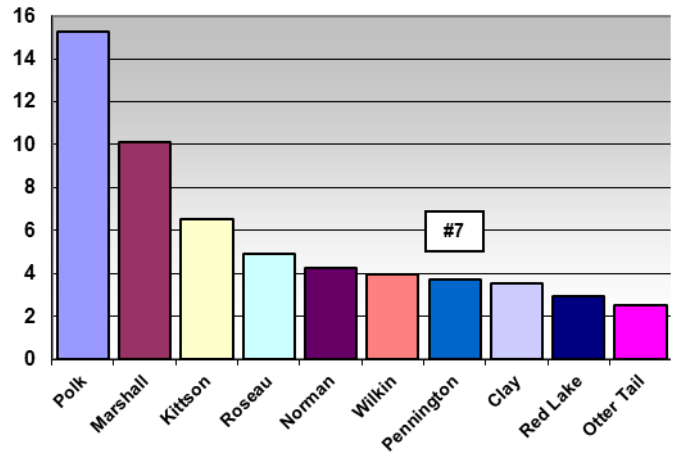
Pennington County Agricultural Marketing



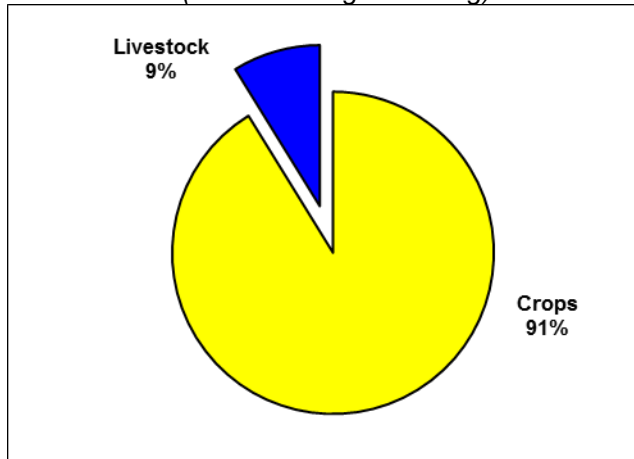
Pennington County Crop & Livestock Marketing



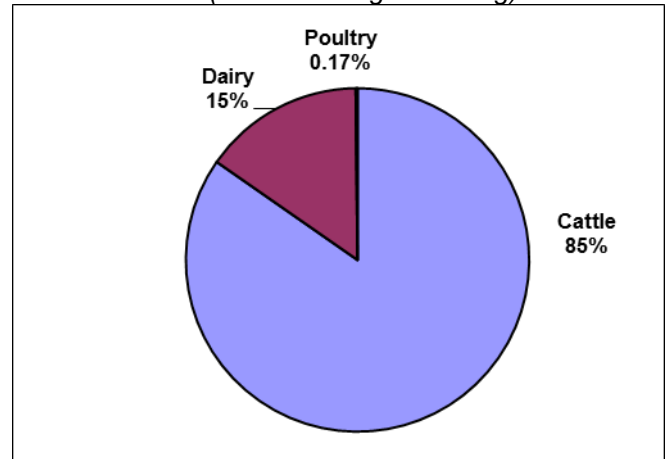
Minnesota Top Counties: Spring Wheat (Million bu.)



Pennington County Crop & Livestock (%-share in Ag Marketing)

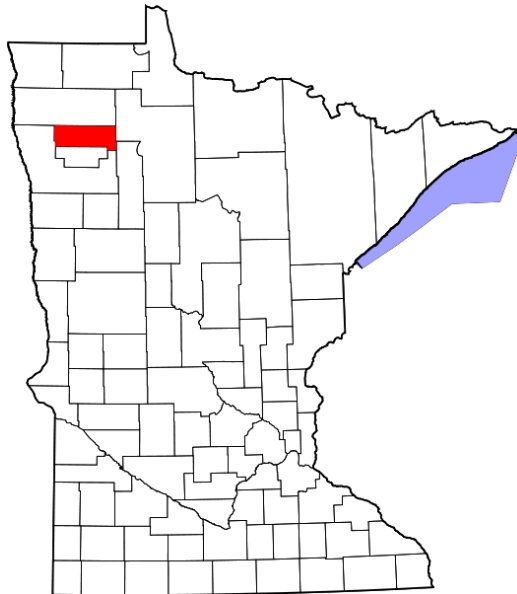


Pennington County Livestock Sectors (%-share in Ag Marketing)



Source: USDA/NASS

PENNINGTON COUNTY AGRICULTURAL PROFILE



Pennington County Farm Income and Expenses (\$1,000)

	Total Cash Receipts	Total Production Expenses	Total Net Farm Proprietors' Income
1990	\$31,138	\$32,806	\$11,697
1991	\$30,557	\$33,770	\$1,430
1992	\$30,633	\$32,215	\$9,123
1993	\$25,007	\$33,230	\$-3,506
1994	\$14,268	\$34,968	\$-9,530
1995	\$25,996	\$33,882	\$-266
1996	\$28,994	\$34,754	\$5,031
1997	\$26,123	\$35,164	\$-2,195
1998	\$24,497	\$33,689	\$1,629
1999	\$19,905	\$31,623	\$2,866
2000	\$25,970	\$31,901	\$13,437
2001	\$19,364	\$30,292	\$1,879
2002	\$24,496	\$28,316	\$2,367
2003	\$36,708	\$29,700	\$19,416
2004	\$21,959	\$29,133	\$2,103
2005	\$26,297	\$30,800	\$9,921
2006	\$29,423	\$32,826	\$6,816
2007	\$42,843	\$42,070	\$7,853
2008	\$63,390	\$51,862	\$28,435
2009	\$39,091	\$39,031	\$7,333
2010	\$44,661	\$38,430	\$14,820
2011	\$63,531	\$43,121	\$28,427

Source: US Dept. of Commerce-Bureau of Economic Analysis

