

# NORMAN COUNTY AGRICULTURAL PROFILE

## Norman County:

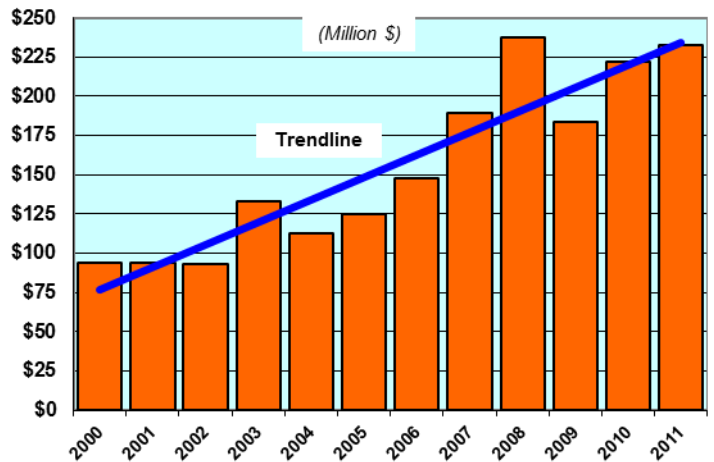
- Population: 6,869 (Ranks 77<sup>th</sup> in MN)
- Total employment: 3,898 jobs
  - Farm employment: 752 jobs
  - Non-farm employment: 3,146 jobs

## Norman County Agricultural Rankings:

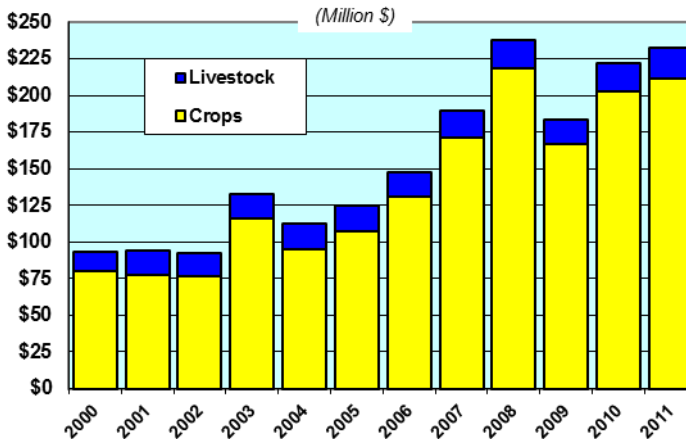
(Among all MN counties)

- No. 20 in crop production
  - No. 3 in sugarbeets
  - No. 5 in spring wheat
  - No. 7 in dry beans
- No. 59 in livestock production
- No. 39 in total agricultural production

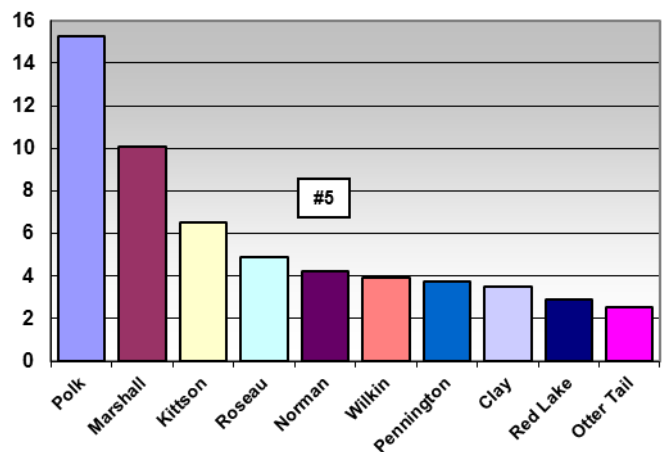
## Norman County Agricultural Marketing



## Norman County Crop & Livestock Marketing

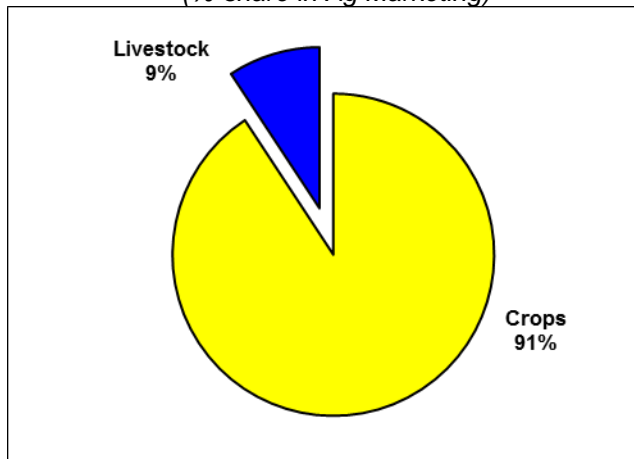


## Minnesota Top Counties: Spring Wheat (Million bu.)



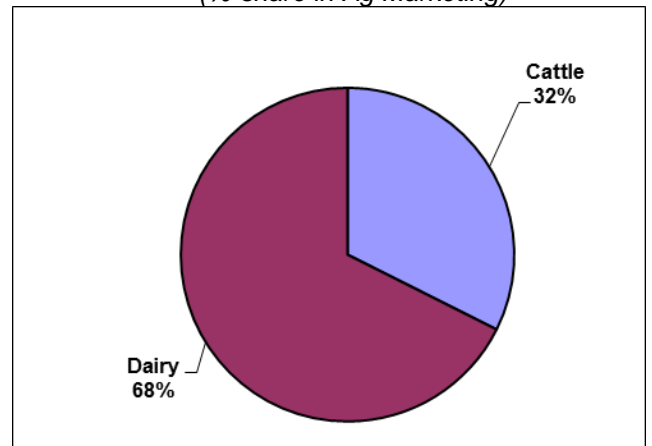
## Norman County Crop & Livestock

(%-share in Ag Marketing)



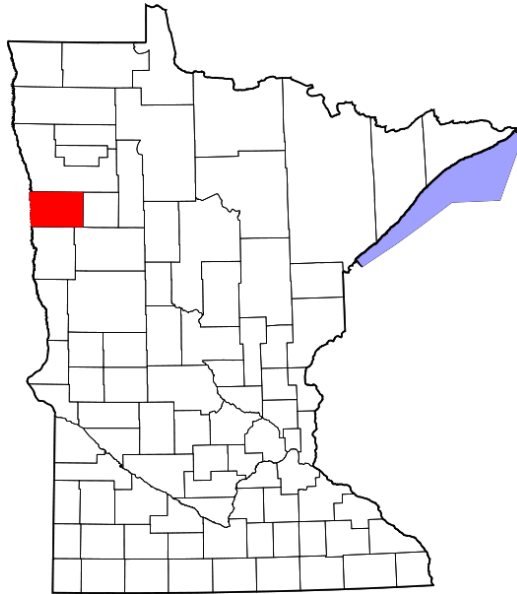
## Norman County Livestock Sectors

(%-share in Ag Marketing)



Source: USDA/NASS

# NORMAN COUNTY AGRICULTURAL PROFILE



**Norman County Farm Income and Expenses (\$1,000)**

	<b>Total Cash Receipts</b>	<b>Total Production Expenses</b>	<b>Total Net Farm Proprietors' Income</b>
<b>1990</b>	\$82,576	\$76,276	\$30,338
<b>1991</b>	\$86,064	\$80,423	\$7,769
<b>1992</b>	\$86,306	\$78,972	\$27,583
<b>1993</b>	\$83,327	\$82,439	\$3,988
<b>1994</b>	\$60,333	\$87,761	\$-7,022
<b>1995</b>	\$76,177	\$85,523	\$165
<b>1996</b>	\$98,784	\$89,117	\$28,865
<b>1997</b>	\$67,983	\$93,751	\$-9,849
<b>1998</b>	\$82,461	\$92,347	\$11,317
<b>1999</b>	\$84,337	\$91,002	\$21,249
<b>2000</b>	\$93,572	\$94,297	\$29,216
<b>2001</b>	\$93,956	\$100,946	\$17,778
<b>2002</b>	\$92,809	\$93,101	\$8,197
<b>2003</b>	\$133,060	\$100,580	\$50,694
<b>2004</b>	\$112,674	\$101,070	\$23,404
<b>2005</b>	\$124,784	\$107,171	\$37,747
<b>2006</b>	\$147,573	\$118,271	\$40,833
<b>2007</b>	\$189,331	\$146,642	\$45,765
<b>2008</b>	\$237,615	\$162,998	\$87,753
<b>2009</b>	\$183,258	\$160,748	\$32,504
<b>2010</b>	\$221,839	\$168,468	\$57,804
<b>2011</b>	\$232,664	\$176,727	\$57,043

Source: US Dept. of Commerce-Bureau of Economic Analysis

