

# NICOLLET COUNTY AGRICULTURAL PROFILE

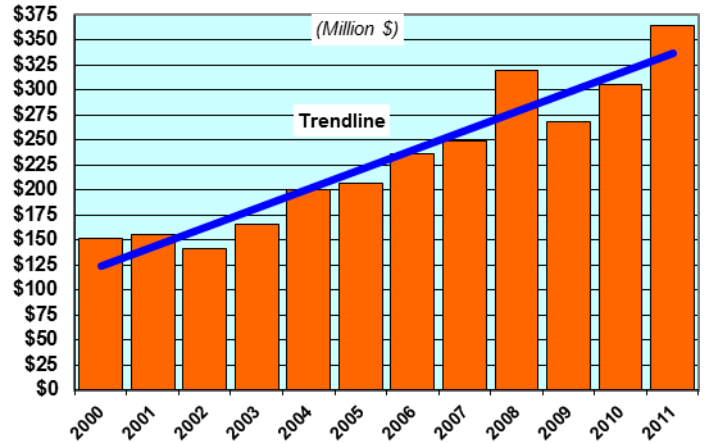
## Nicollet County:

- Population: 32,820 (Ranks 32<sup>nd</sup> in MN)
- Total employment: 16,413 jobs
  - Farm employment: 893 jobs
  - Non-farm employment: 15,520 jobs

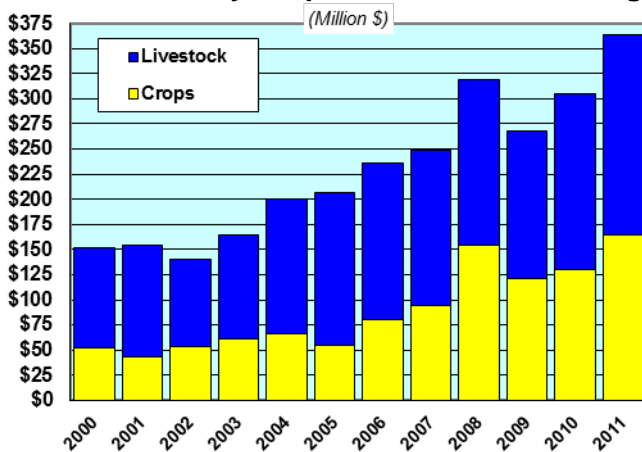
## Nicollet County Agricultural Rankings: (Among all MN counties)

- No. 11 in livestock production
  - No. 4 in hogs
  - No. 18 in milk cows
- No. 20 in total agricultural production
- No. 34 in total crop production
  - No. 30 in corn

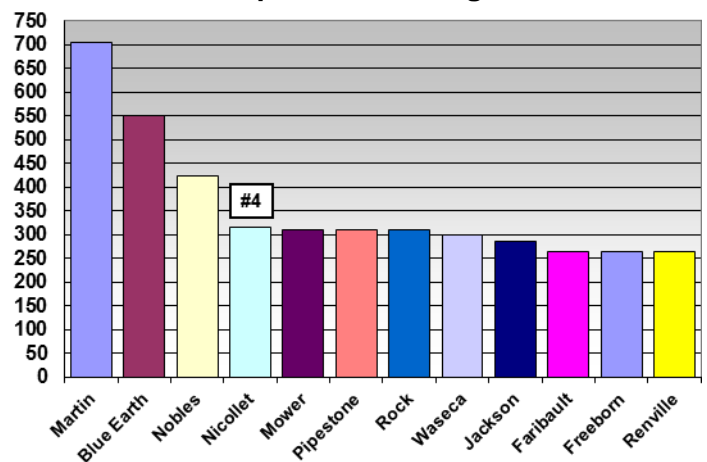
## Nicollet County Agricultural Marketing



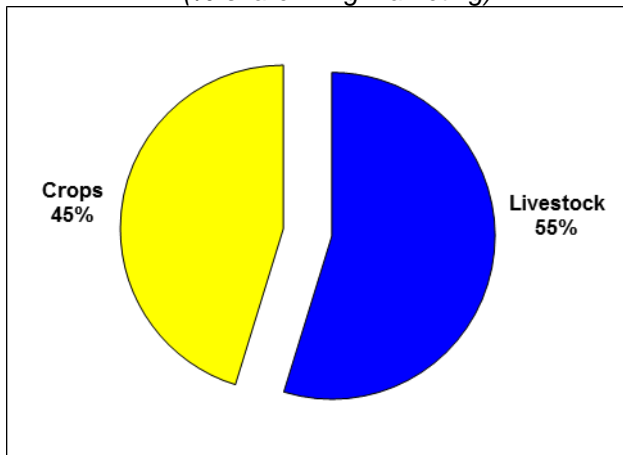
## Nicollet County Crop & Livestock Marketing



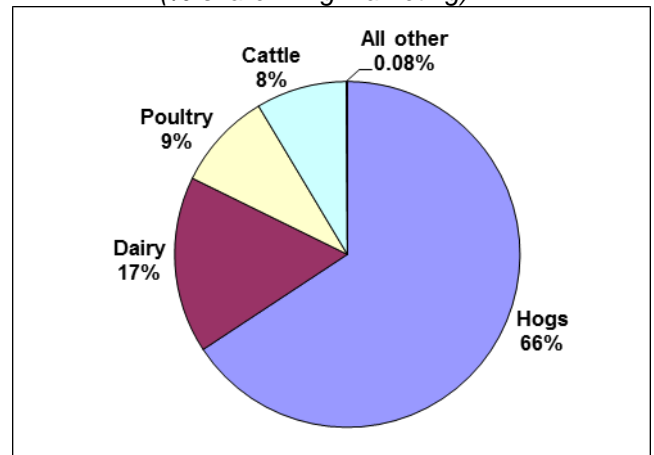
## Minnesota Top Counties: Hogs (1,000 head)



## Nicollet County Crops & Livestock (%-share in Ag Marketing)



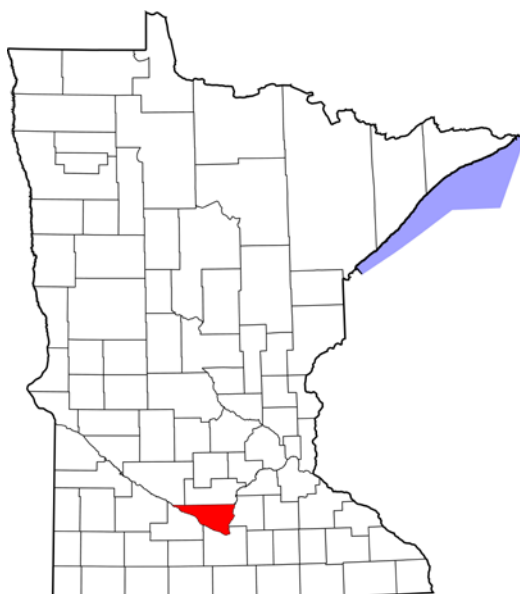
## Nicollet County Livestock Sectors (%-share in Ag Marketing)



Source: USDA/NASS



# NICOLLET COUNTY AGRICULTURAL PROFILE



**Nicollet County Farm Income and Expenses (\$1,000)**

	<b>Total Cash Receipts</b>	<b>Total Production Expenses</b>	<b>Total Net Farm Proprietors' Income</b>
<b>1990</b>	\$109,132	\$102,133	\$18,650
<b>1991</b>	\$118,303	\$106,800	\$9,032
<b>1992</b>	\$113,669	\$108,741	\$14,837
<b>1993</b>	\$124,379	\$120,131	\$-2,425
<b>1994</b>	\$113,870	\$132,136	\$15,424
<b>1995</b>	\$148,177	\$137,721	\$3,097
<b>1996</b>	\$172,513	\$149,887	\$25,730
<b>1997</b>	\$159,001	\$165,182	\$9,958
<b>1998</b>	\$146,619	\$154,509	\$11,691
<b>1999</b>	\$137,215	\$144,784	\$11,150
<b>2000</b>	\$151,761	\$152,259	\$15,738
<b>2001</b>	\$154,600	\$154,849	\$14,695
<b>2002</b>	\$140,643	\$141,902	\$8,797
<b>2003</b>	\$165,072	\$149,205	\$22,913
<b>2004</b>	\$200,141	\$159,909	\$44,425
<b>2005</b>	\$206,758	\$167,840	\$59,083
<b>2006</b>	\$236,032	\$179,403	\$59,265
<b>2007</b>	\$248,722	\$223,597	\$30,200
<b>2008</b>	\$319,317	\$239,245	\$72,831
<b>2009</b>	\$268,049	\$240,687	\$38,574
<b>2010</b>	\$304,949	\$241,514	\$59,639
<b>2011</b>	\$364,028	\$271,161	\$79,194

Source: US Dept. of Commerce-Bureau of Economic Analysis