

# MCLEOD COUNTY AGRICULTURAL PROFILE

## McLeod County:

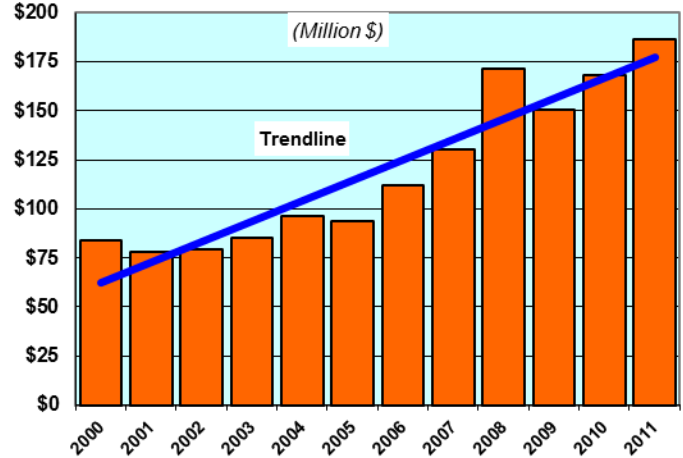
- Population: 36,432 (Ranks 28<sup>th</sup> in MN)
- Total employment: 22,445 jobs
  - Farm employment: 990 jobs
  - Non-farm employment: 21,455 jobs

## McLeod County Agricultural Rankings:

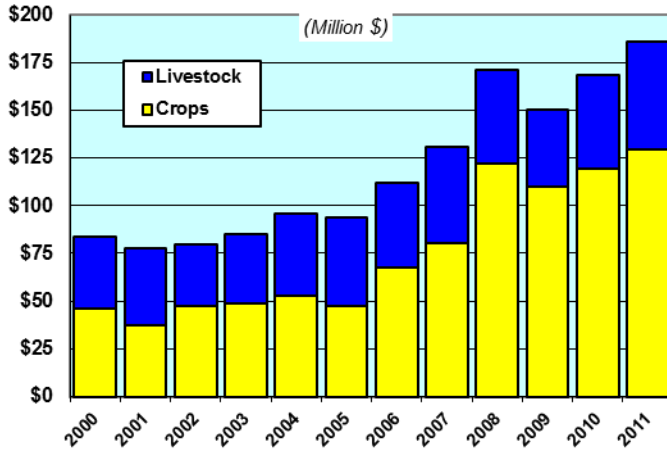
(Among all MN counties)

- No. 42 in crop production
  - No. 33 in spring wheat
  - No. 34 in corn
  - No. 45 in soybeans
- No. 45 in livestock production
  - No. 16 in milk cows
  - No. 30 in all cattle

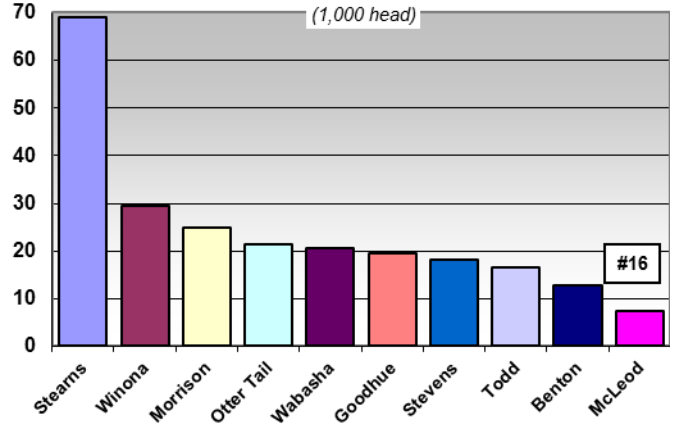
## McLeod County Agricultural Marketing



## McLeod County Crop & Livestock Marketing

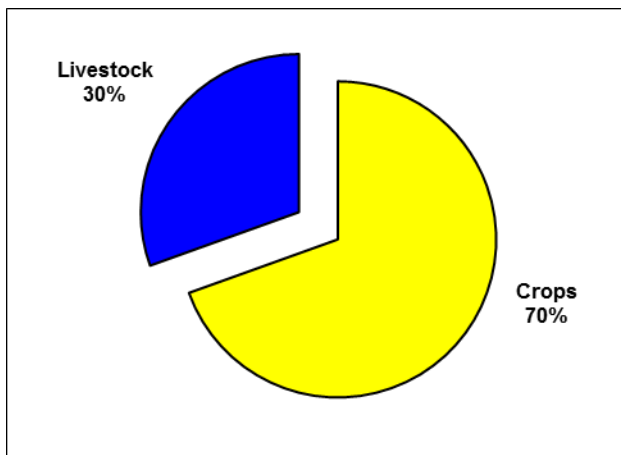


## Minnesota Top Counties: Milk Cows



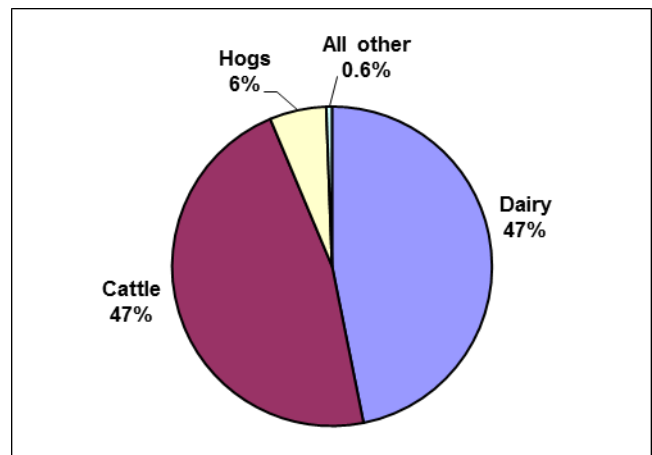
## McLeod County Crop & Livestock

(%-share in Ag Marketing)



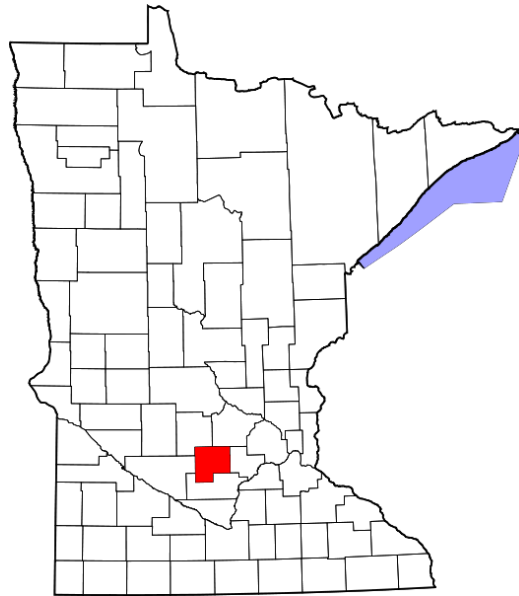
## McLeod County Livestock Sectors

(%-share in Ag Marketing)



Source: USDA/NASS

# MCLEOD COUNTY AGRICULTURAL PROFILE



**McLeod County Farm Income and Expenses (\$1,000)**

	<b>Total Cash Receipts</b>	<b>Total Production Expenses</b>	<b>Total Net Farm Proprietors' Income</b>
<b>1990</b>	\$82,696	\$77,900	\$15,406
<b>1991</b>	\$90,755	\$79,619	\$9,844
<b>1992</b>	\$80,412	\$77,696	\$10,843
<b>1993</b>	\$80,286	\$80,604	\$-3,618
<b>1994</b>	\$68,217	\$84,601	\$13,962
<b>1995</b>	\$94,257	\$83,514	\$6,545
<b>1996</b>	\$94,674	\$86,938	\$14,823
<b>1997</b>	\$81,602	\$91,730	\$3,420
<b>1998</b>	\$86,993	\$89,108	\$13,987
<b>1999</b>	\$85,717	\$85,062	\$18,573
<b>2000</b>	\$83,902	\$87,334	\$11,620
<b>2001</b>	\$78,001	\$87,833	\$5,863
<b>2002</b>	\$79,649	\$83,923	\$4,724
<b>2003</b>	\$85,247	\$84,405	\$11,535
<b>2004</b>	\$96,032	\$92,063	\$17,331
<b>2005</b>	\$94,034	\$98,671	\$24,826
<b>2006</b>	\$111,915	\$104,318	\$18,275
<b>2007</b>	\$130,481	\$127,703	\$11,075
<b>2008</b>	\$171,382	\$137,328	\$40,203
<b>2009</b>	\$150,509	\$139,680	\$27,643
<b>2010</b>	\$168,282	\$137,238	\$36,063
<b>2011</b>	\$186,215	\$151,859	\$39,839

Source: US Dept. of Commerce-Bureau of Economic Analysis

