

# LYON COUNTY AGRICULTURAL PROFILE

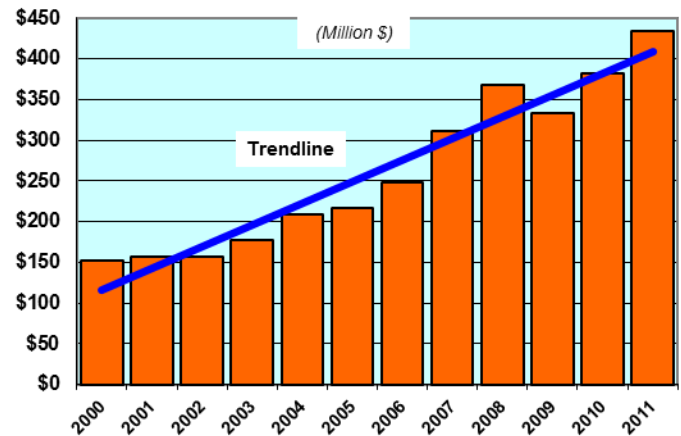
## Lyon County:

- Population: 25,891 – ranks 40<sup>th</sup> in MN
- Total employment: 19,511 jobs
  - Farm employment: 1,001 jobs
  - Non-farm employment: 18,510 jobs

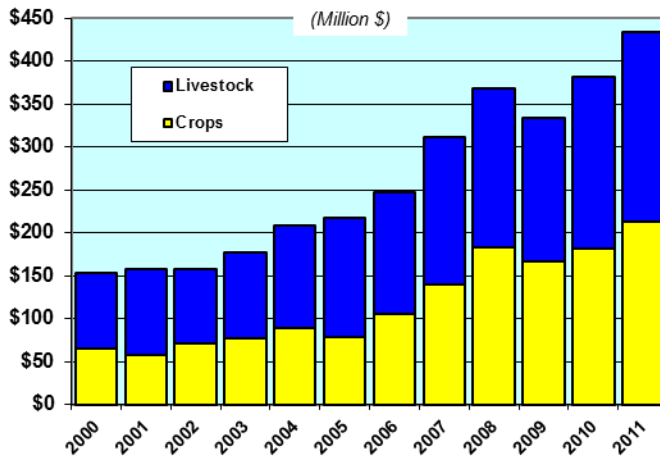
## Lyon County Agricultural Rankings: (Among all MN counties)

- No. 19 in crop production
  - No. 16 in corn
  - No. 19 in soybeans
- No. 9 in livestock production
  - No. 1 in cattle on feed
  - No. 6 in all cattle
  - No. 8 in sheep & lambs

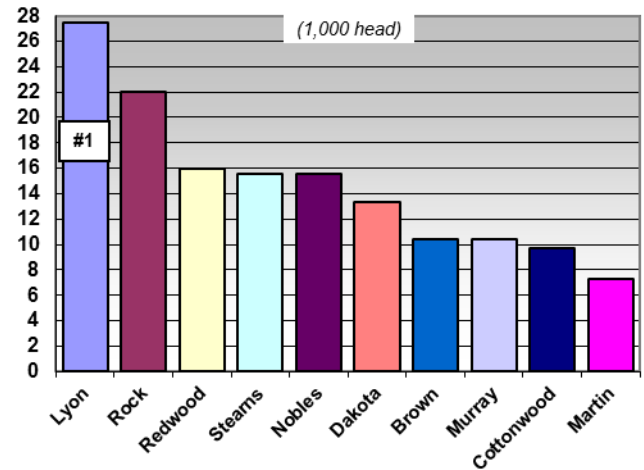
## Lyon County Agricultural Marketing



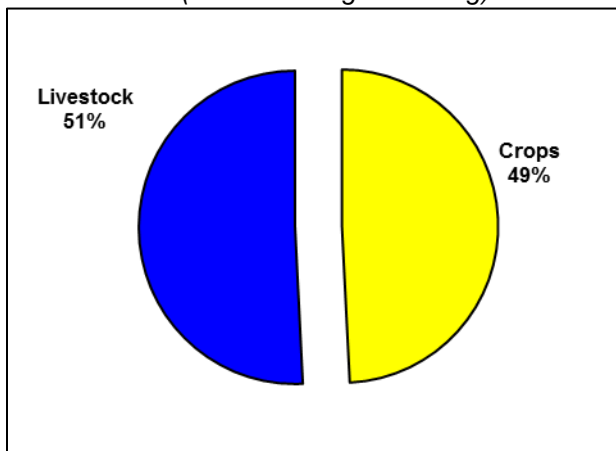
## Lyon County Crop & Livestock Marketing



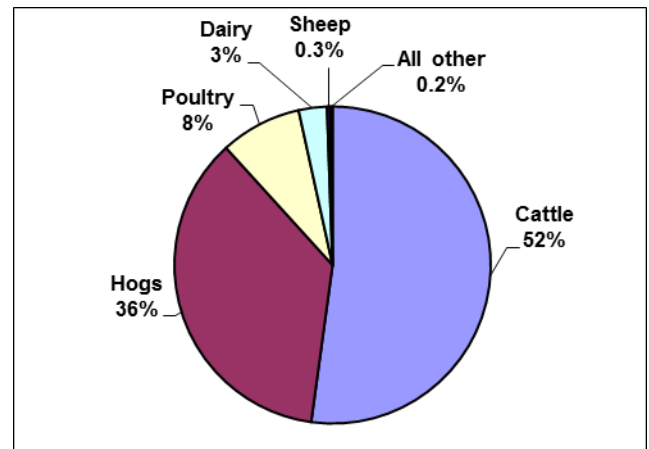
## Minnesota Top Counties: Cattle on Feed



## Lyon County Crop & Livestock (%-share in Ag Marketing)

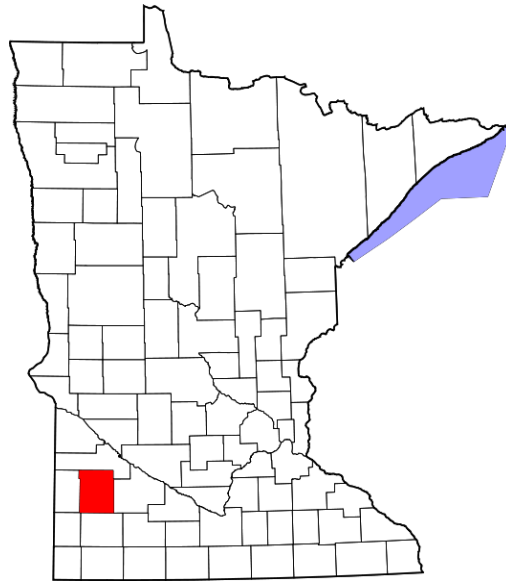


## Lyon County Livestock Sectors (%-share in Ag Marketing)



Source: USDA/NASS

# LYON COUNTY AGRICULTURAL PROFILE



**Lyon County Farm Income and Expenses (\$1,000)**

	<b>Total Cash Receipts</b>	<b>Total Production Expenses</b>	<b>Total Net Farm Proprietors' Income</b>
<b>1990</b>	\$118,984	\$107,456	\$28,491
<b>1991</b>	\$142,895	\$115,048	\$22,382
<b>1992</b>	\$120,819	\$113,540	\$19,504
<b>1993</b>	\$118,267	\$125,096	\$-3,345
<b>1994</b>	\$111,714	\$130,990	\$32,649
<b>1995</b>	\$140,959	\$131,824	\$5,629
<b>1996</b>	\$167,923	\$137,369	\$42,556
<b>1997</b>	\$143,709	\$149,279	\$18,971
<b>1998</b>	\$144,615	\$145,105	\$28,831
<b>1999</b>	\$135,614	\$143,065	\$21,813
<b>2000</b>	\$152,493	\$158,773	\$16,656
<b>2001</b>	\$156,950	\$167,872	\$12,340
<b>2002</b>	\$157,032	\$161,730	\$8,254
<b>2003</b>	\$177,366	\$169,351	\$15,903
<b>2004</b>	\$208,973	\$182,730	\$41,133
<b>2005</b>	\$216,659	\$198,791	\$54,120
<b>2006</b>	\$247,664	\$215,232	\$39,481
<b>2007</b>	\$310,851	\$259,982	\$48,929
<b>2008</b>	\$367,409	\$280,721	\$76,841
<b>2009</b>	\$333,488	\$286,310	\$56,147
<b>2010</b>	\$381,477	\$292,108	\$84,997
<b>2011</b>	\$433,182	\$320,137	\$93,796

Source: US Dept. of Commerce-Bureau of Economic Analysis

