

LINCOLN COUNTY AGRICULTURAL PROFILE

Lincoln County:

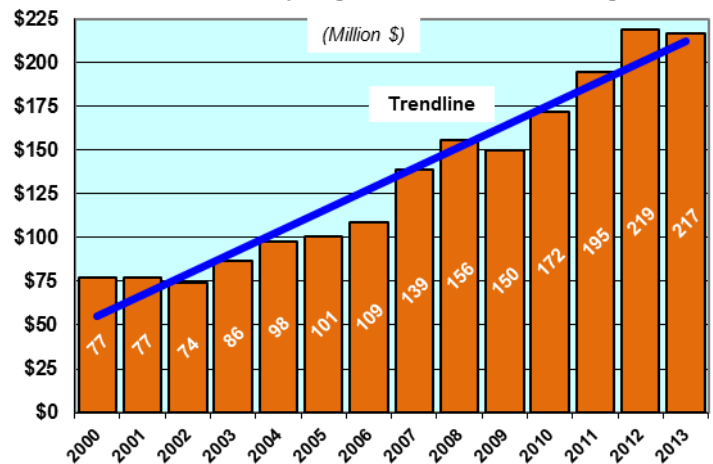
- Population: 5,830 (Ranks 80th in MN)
- Total employment: 3,507 jobs
 - Farm employment: 730 jobs (21% of total)
 - Non-farm employment: 2,777 jobs (79%)

Lincoln County Agricultural Rankings:

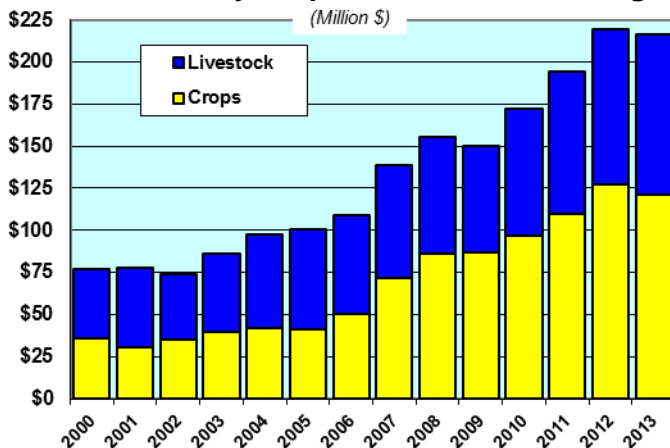
(Among all MN counties)

- No. 42 in crop production
- No. 41 in livestock production
 - No. 7 in sheep/lamb
- No. 41 in total agricultural production

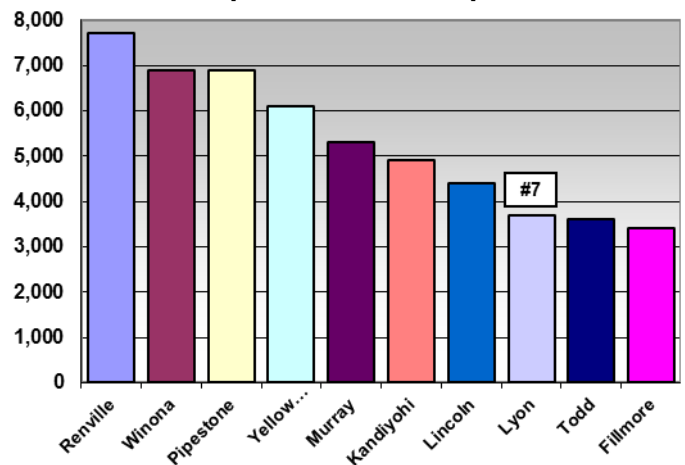
Lincoln County Agricultural Marketing



Lincoln County Crop & Livestock Marketing

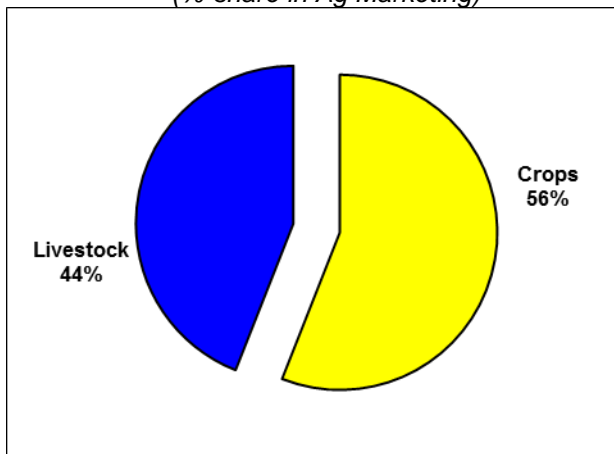


Minnesota Top Counties: Sheep/Lamb (head)



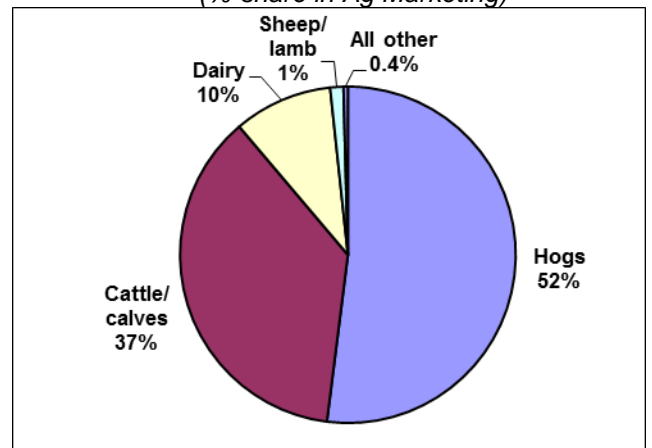
Lincoln County Crop & Livestock

(%-share in Ag Marketing)



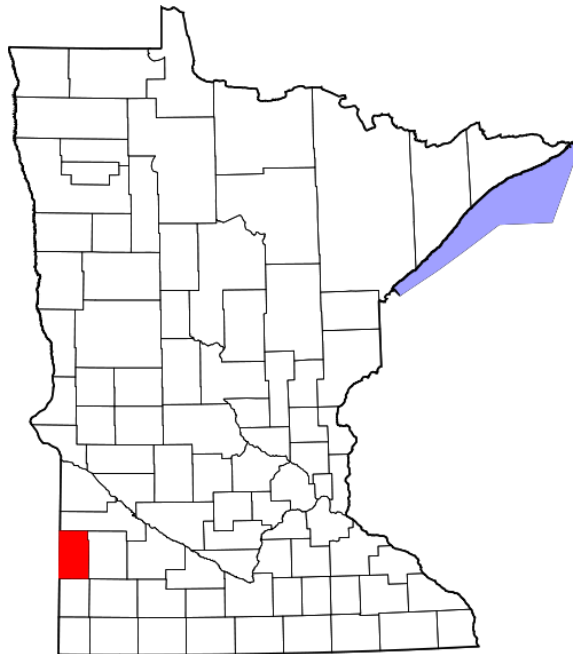
Lincoln County Livestock Sectors

(%-share in Ag Marketing)



Source: USDA/NASS

LINCOLN COUNTY AGRICULTURAL PROFILE



Lincoln County Farm Income and Expenses (\$1,000)

	Total Cash Receipts	Total Production Expenses	Total Net Farm Proprietors' Income
2000	\$77,328	\$81,780	\$10,876
2001	\$77,482	\$86,580	\$6,999
2002	\$73,910	\$84,446	\$522
2003	\$86,406	\$87,077	\$8,421
2004	\$97,778	\$95,044	\$14,792
2005	\$100,550	\$99,467	\$23,998
2006	\$108,671	\$104,324	\$13,030
2007	\$138,821	\$130,773	\$12,287
2008	\$155,808	\$141,551	\$16,848
2009	\$150,186	\$143,572	\$14,900
2010	\$171,929	\$143,645	\$28,082
2011	\$194,513	\$158,261	\$45,366
2012	\$219,188	\$180,269	\$53,798
2013	\$216,705	\$187,372	\$38,846

Source: US Dept. of Commerce-Bureau of Economic Analysis



In accordance with the Americans with Disabilities Act, this information is available in alternative forms of communication upon request by calling 651/201-6000. TTY users can call the Minnesota Relay Service at 711. The MDA is an equal opportunity employer and provider.