

KITTSON COUNTY AGRICULTURAL PROFILE

Kittson County:

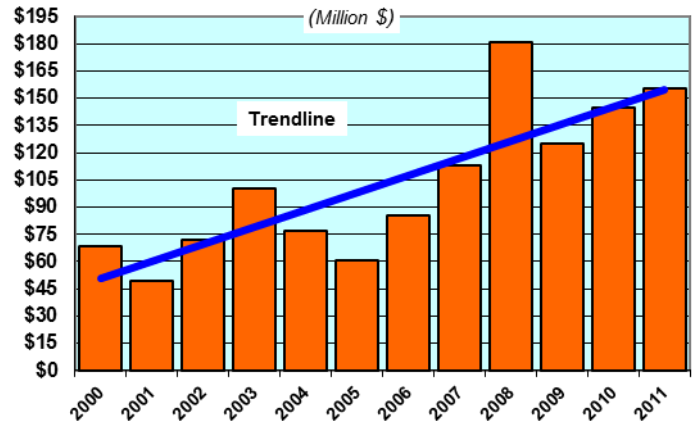
- Population: 4,515 (Ranks 84th in MN)
- Total employment: 2,901 jobs
 - Farm employment: 608 jobs
 - Non-farm employment: 2,293 jobs

Kittson County Agricultural Rankings:

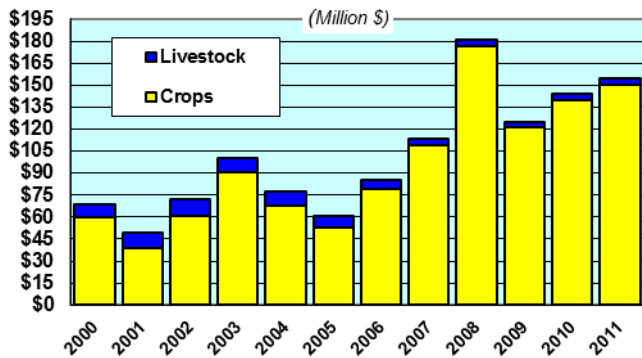
(Among all MN counties)

- No. 37 in crop production
 - No. 3 in spring wheat
 - No. 5 in barley
 - No. 2 in oil sunflowers
 - No. 7 in sugarbeets
- No. 52 in total agricultural production

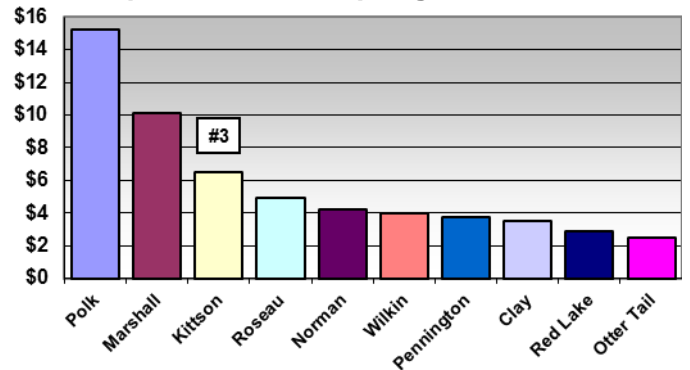
Kittson County Agricultural Marketing



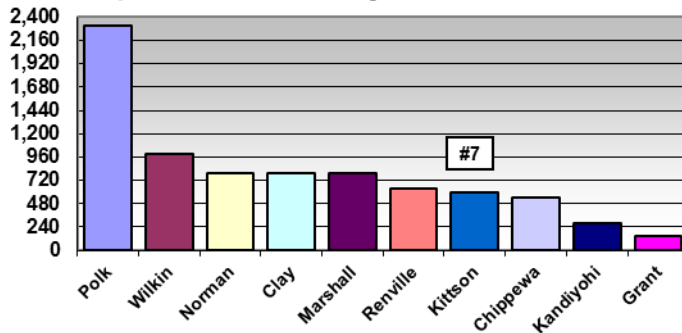
Kittson County Crop & Livestock Marketing



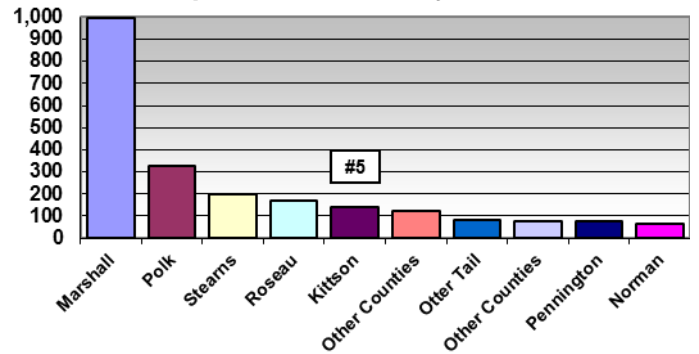
MN Top 10 Counties: Spring Wheat (Million bu.)



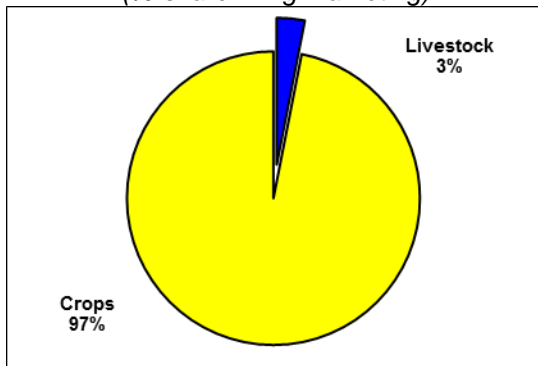
MN Top 10 Counties: Sugarbeets (Thousand tons)



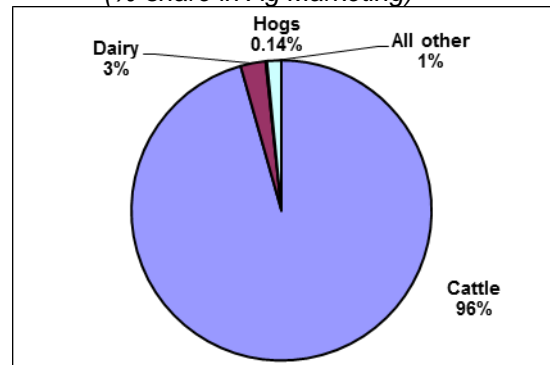
MN Top Counties: Barley (Thousand bu.)



Kittson County Crop & Livestock Production (%-share in Ag Marketing)



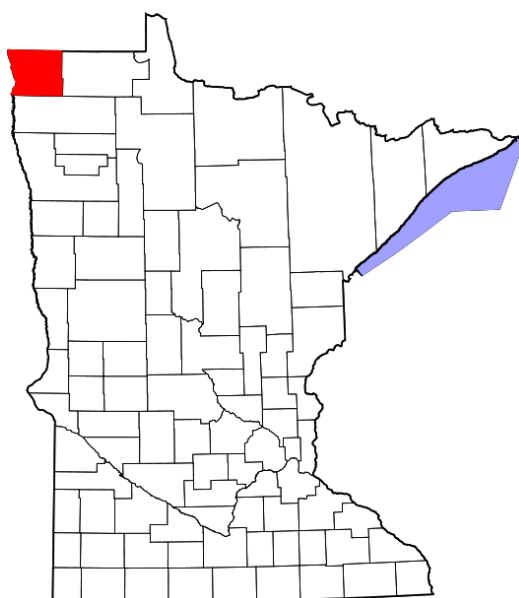
Kittson County Livestock Sectors (%-share in Ag Marketing)



Source: USDA/NASS

Prepared by Ag Marketing & Development,
Minnesota Department of Agriculture (2013)

KITTSON COUNTY AGRICULTURAL PROFILE



Kittson County Farm Income and Expenses (\$1,000)

	Total Cash Receipts	Total Production Expenses	Total Net Farm Proprietors' Income
1990	\$67,977	\$65,650	\$24,343
1991	\$57,169	\$62,083	\$1,098
1992	\$67,199	\$69,341	\$18,999
1993	\$40,967	\$71,857	\$-12,553
1994	\$48,264	\$75,532	\$-4,277
1995	\$56,500	\$72,608	\$-2,846
1996	\$67,222	\$74,197	\$12,919
1997	\$75,373	\$77,725	\$7,180
1998	\$61,830	\$76,941	\$5,380
1999	\$63,175	\$74,329	\$12,033
2000	\$68,457	\$77,714	\$19,237
2001	\$49,679	\$79,788	\$-6,397
2002	\$72,082	\$76,910	\$3,003
2003	\$100,458	\$82,800	\$41,886
2004	\$77,036	\$77,795	\$11,406
2005	\$60,506	\$73,084	\$9,564
2006	\$85,103	\$83,935	\$16,310
2007	\$113,145	\$99,918	\$25,629
2008	\$180,584	\$120,463	\$82,770
2009	\$124,719	\$112,823	\$23,564
2010	\$144,493	\$114,366	\$37,367
2011	\$155,021	\$128,215	\$38,254

Source: US Dept. of Commerce-Bureau of Economic Analysis

