

KANDIYOHI COUNTY AGRICULTURAL PROFILE

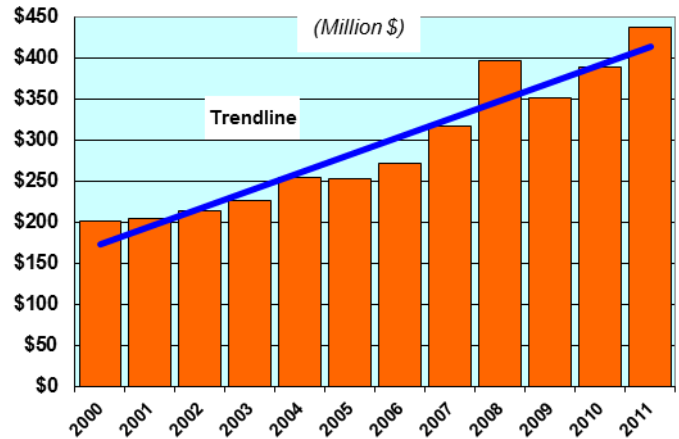
Kandiyohi County:

- Population: 42,173 - Ranks 23rd in MN
- Total employment: 30,086 jobs
 - Farm employment: 1,622 jobs
 - Non-farm employment: 28,464 jobs

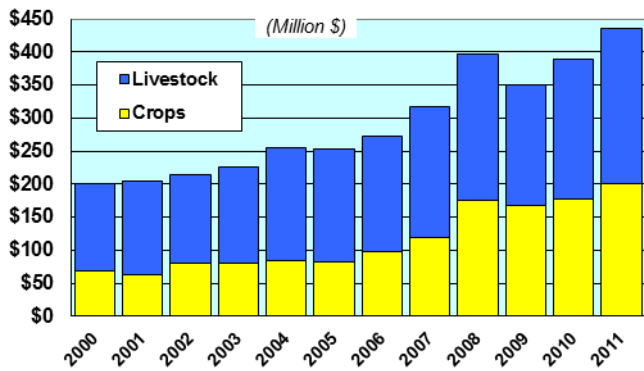
Kandiyohi County Agricultural Rankings: (Among all MN counties):

- No. 7 in livestock production
 - No. 1 in poultry
 - No. 4 in sheep & goats
 - No. 21 in milk cows
- No. 25 in crop production
 - No. 9 in sugarbeets
- No. 10 in total agricultural production

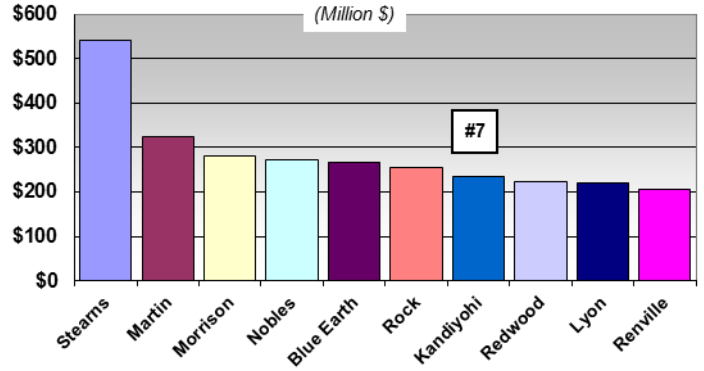
Kandiyohi County Agricultural Marketing



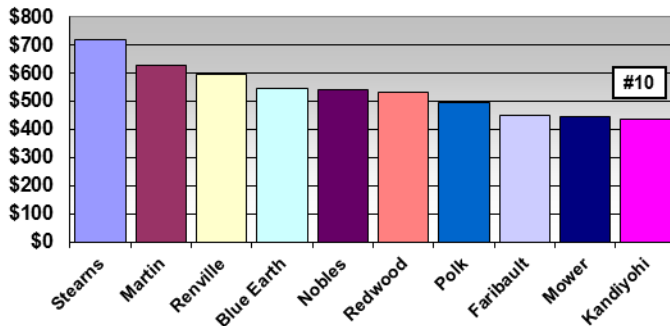
Kandiyohi County Crop & Livestock Marketing



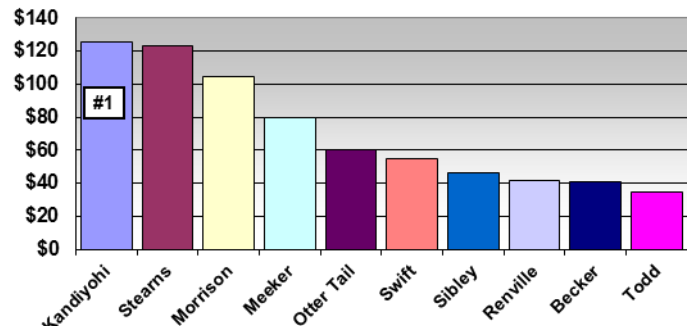
MN Top 10 Counties: Livestock



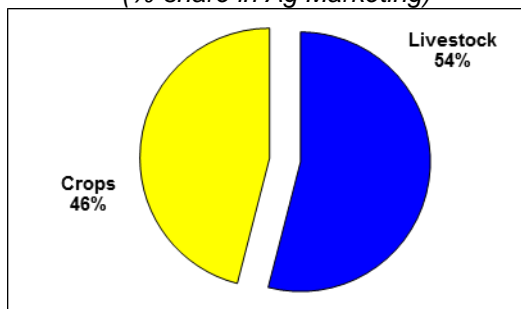
MN Top 10 Counties: Total Agriculture (Million \$)



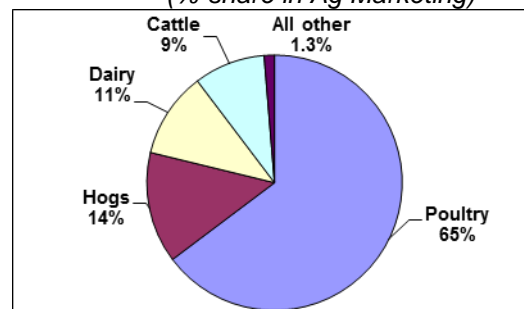
MN Top 10 Counties: Poultry (Million \$)



Kandiyohi County Crop & Livestock Production (%-share in Ag Marketing)

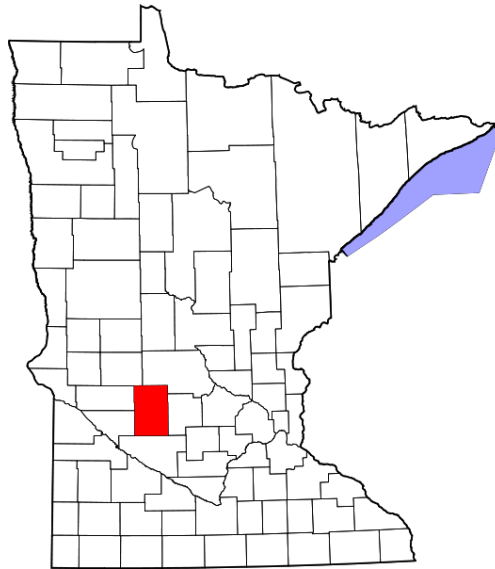


Kandiyohi County Livestock Sectors (%-share in Ag Marketing)



Source: USDA/NASS

KANDIYOHI COUNTY AGRICULTURAL PROFILE



Kandiyohi County Farm Income and Expenses (\$1,000)

	Total Cash Receipts	Total Production Expenses	Total Net Farm Proprietors' Income
1990	\$186,980	\$177,468	\$27,013
1991	\$197,886	\$182,272	\$14,917
1992	\$176,292	\$184,658	\$4,732
1993	\$173,979	\$195,124	\$-4,798
1994	\$170,776	\$206,013	\$9,182
1995	\$197,489	\$208,490	\$-5,939
1996	\$234,729	\$223,182	\$16,703
1997	\$206,132	\$239,448	\$-3,659
1998	\$207,647	\$231,690	\$4,628
1999	\$200,995	\$223,167	\$3,795
2000	\$201,032	\$237,697	\$-2,095
2001	\$204,804	\$246,226	\$-4,831
2002	\$214,368	\$239,243	\$-1,200
2003	\$226,817	\$232,732	\$8,897
2004	\$254,929	\$233,509	\$28,758
2005	\$253,361	\$223,817	\$52,623
2006	\$272,375	\$228,494	\$49,868
2007	\$317,392	\$287,335	\$35,053
2008	\$396,433	\$313,632	\$79,650
2009	\$351,108	\$313,593	\$56,298
2010	\$389,519	\$310,978	\$67,768
2011	\$436,512	\$356,091	\$69,604

Source: US Dept. of Commerce-Bureau of Economic Analysis

