

JACKSON COUNTY AGRICULTURAL PROFILE

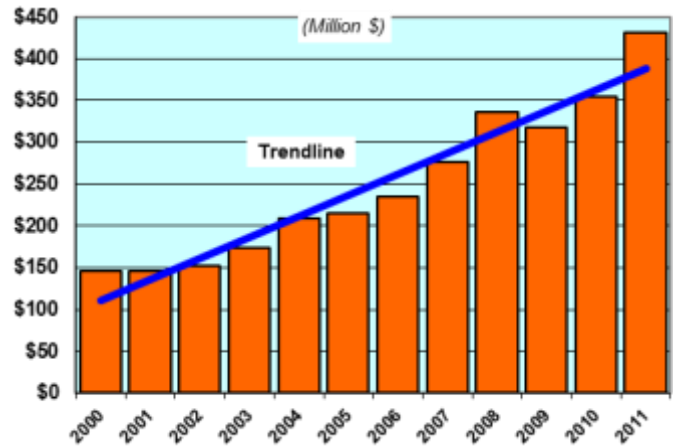
Jackson County:

- Population: 10,202 (Ranks 68th in MN)
- Total employment: 7,923 jobs
 - Farm employment: 985 jobs
 - Non-farm employment: 6,938 jobs

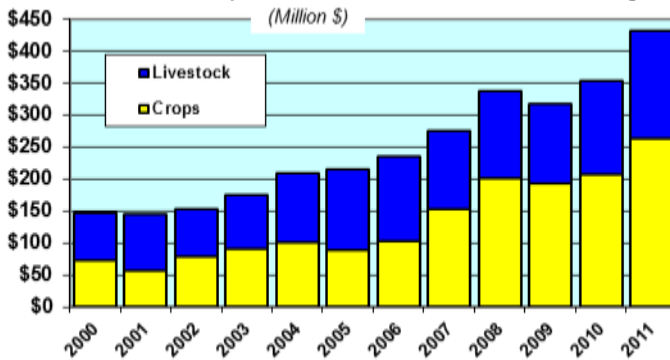
Jackson County Agricultural Rankings: (Among all MN counties)

- No. 11 in crop production
 - No. 2 in soybeans
 - No. 10 in corn for grain
- No. 13 in total agriculture
- No. 18 in livestock production
 - No. 5 in broilers
 - No. 9 in hogs

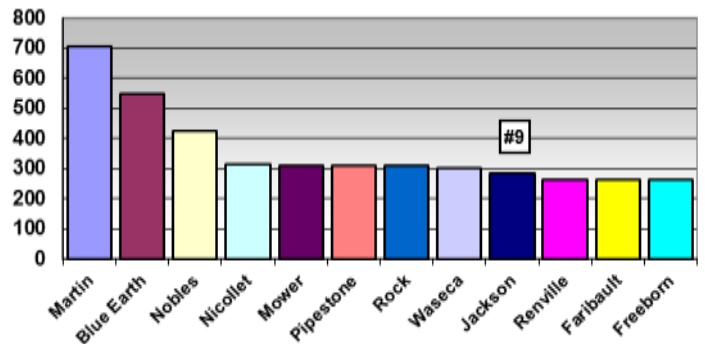
Jackson County Agricultural Marketing



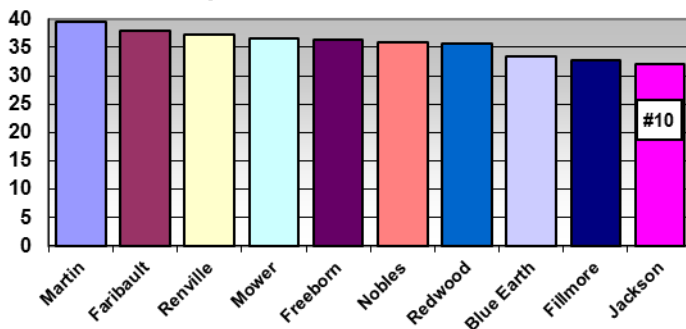
Jackson County Crop & Livestock Marketing



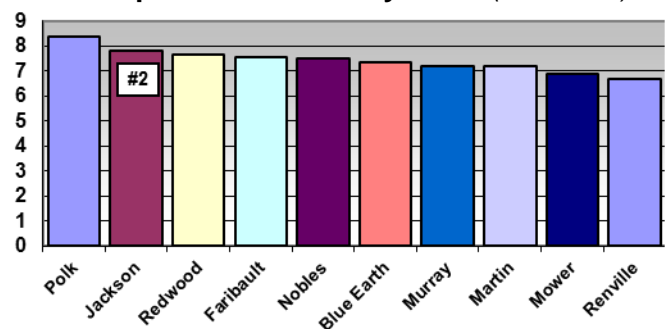
MN Top Counties: Hogs (1,000 head)



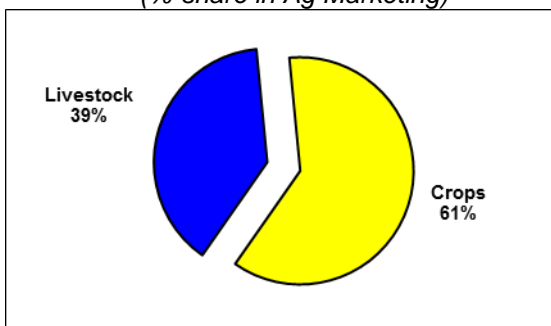
MN Top 10 Counties: Corn (Million bu.)



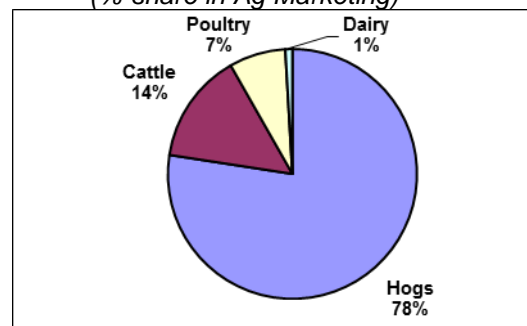
MN Top 10 Counties: Soybeans (Million bu.)



Jackson County Crop & Livestock Production (%-share in Ag Marketing)



Jackson County Livestock Sectors (%-share in Ag Marketing)



Source: USDA/NASS

JACKSON COUNTY AGRICULTURAL PROFILE



Jackson County Farm Income and Expenses (\$1,000)

	Total Cash Receipts	Total Production Expenses	Total Net Farm Proprietors' Income
1990	\$147,841	\$134,383	\$32,969
1991	\$156,056	\$140,417	\$15,391
1992	\$134,284	\$139,097	\$11,718
1993	\$108,250	\$140,062	\$-16,360
1994	\$99,884	\$142,109	\$20,618
1995	\$145,808	\$137,356	\$3,947
1996	\$168,013	\$140,440	\$39,056
1997	\$137,950	\$146,983	\$18,222
1998	\$134,575	\$143,576	\$23,063
1999	\$123,846	\$140,089	\$14,990
2000	\$146,918	\$155,266	\$18,565
2001	\$145,632	\$165,032	\$10,601
2002	\$151,803	\$157,950	\$10,483
2003	\$174,364	\$161,356	\$24,649
2004	\$209,351	\$173,878	\$51,197
2005	\$215,376	\$185,760	\$68,968
2006	\$235,731	\$196,463	\$50,659
2007	\$275,738	\$230,971	\$48,241
2008	\$336,346	\$249,057	\$80,425
2009	\$318,269	\$252,776	\$75,527
2010	\$354,344	\$253,205	\$98,625
2011	\$431,084	\$282,757	\$126,096

Source: US Dept. of Commerce-Bureau of Economic Analysis

