

# HOUSTON COUNTY AGRICULTURAL PROFILE

## Houston County:

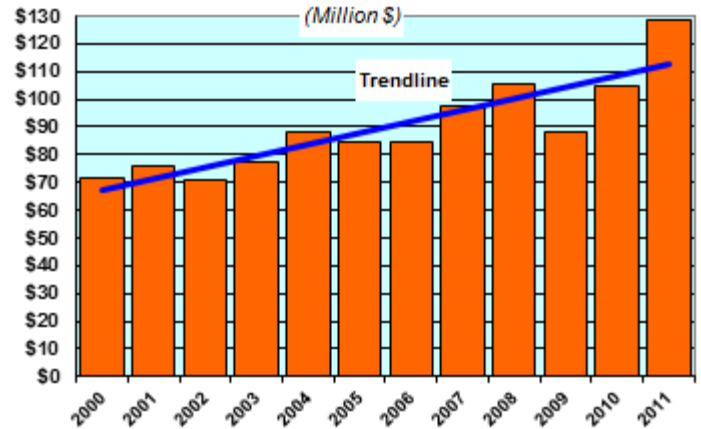
- Population: 18,916 (Ranks 51<sup>st</sup> in MN)
- Total employment: 8,814 jobs
  - Farm employment: 1,049 jobs
  - Non-farm employment: 7,765 jobs

## Houston County Agricultural Rankings:

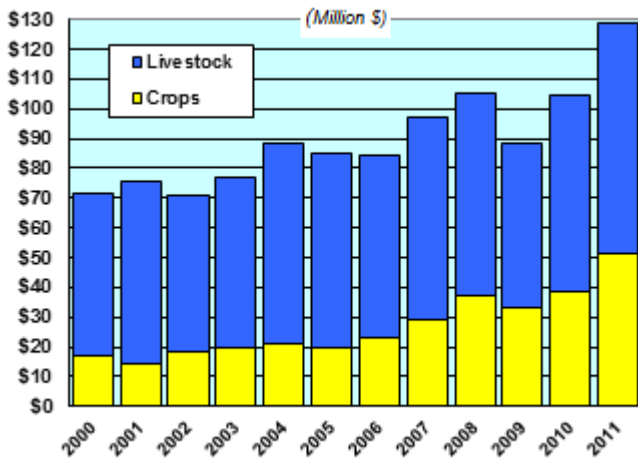
(Among all MN counties)

- No. 43 in livestock production
  - No. 7 in beef cows
  - No. 12 in milk cows
  - No. 13 in all cattle
- No. 43 in total agricultural production
- No. 64 in crop production
  - No. 6 in alfalfa hay

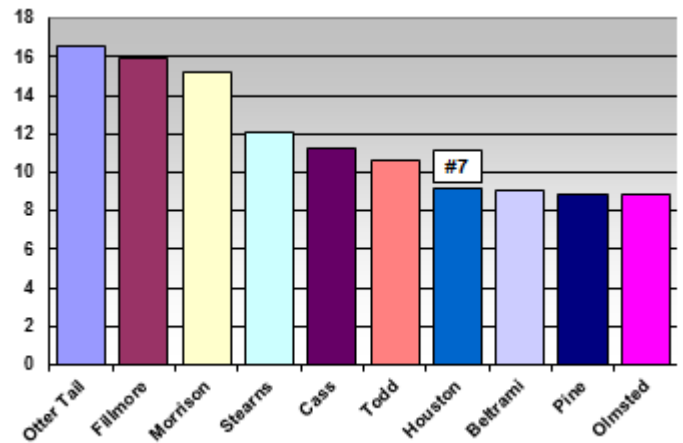
## Houston County Agricultural Marketing



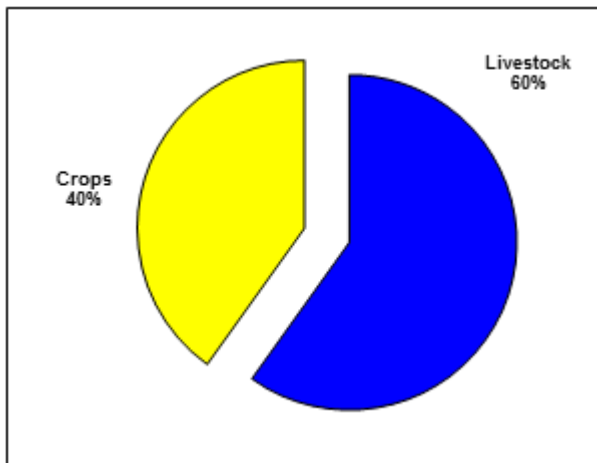
## Houston County Crop & Livestock Marketing



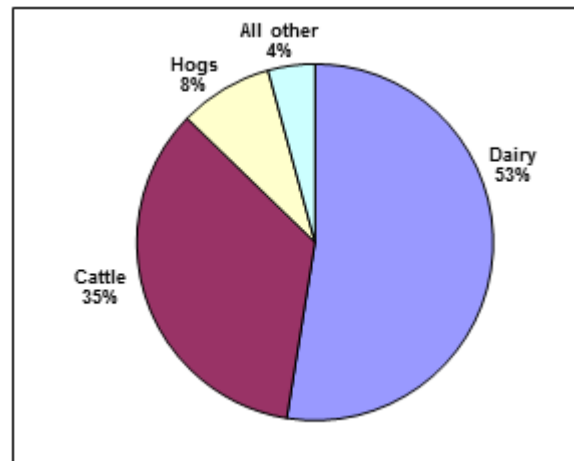
## MN Top 10 Counties: Beef Cows (1,000 head)



## Houston County Crop & Livestock Production (%-share in Ag Marketing)

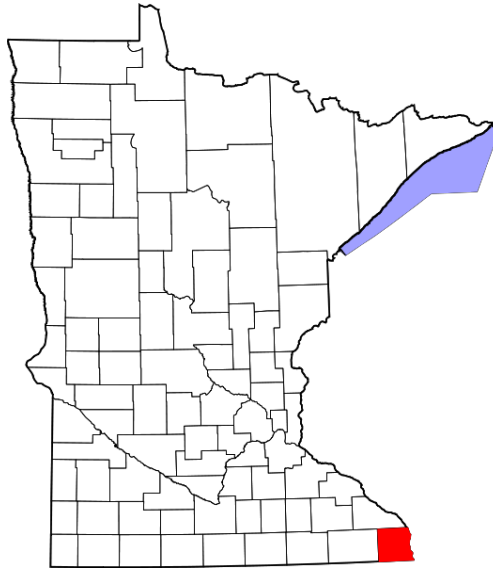


## Houston County Livestock Sectors (%-share in Ag Marketing)



Source: USDA/NASS

# HOUSTON COUNTY AGRICULTURAL PROFILE



**Houston County Farm Income and Expenses (\$1,000)**

	<b>Total Cash Receipts</b>	<b>Total Production Expenses</b>	<b>Total Net Farm Proprietors' Income</b>
<b>1990</b>	\$97,709	\$80,662	\$27,884
<b>1991</b>	\$101,604	\$83,769	\$20,779
<b>1992</b>	\$95,050	\$83,793	\$17,948
<b>1993</b>	\$93,365	\$83,829	\$9,794
<b>1994</b>	\$73,546	\$83,389	\$11,129
<b>1995</b>	\$78,660	\$81,029	\$807
<b>1996</b>	\$83,881	\$82,176	\$9,238
<b>1997</b>	\$80,556	\$85,202	\$5,604
<b>1998</b>	\$79,774	\$82,229	\$12,823
<b>1999</b>	\$73,490	\$78,222	\$10,026
<b>2000</b>	\$71,492	\$80,388	\$4,743
<b>2001</b>	\$75,746	\$81,542	\$6,075
<b>2002</b>	\$70,758	\$75,988	\$4,599
<b>2003</b>	\$77,044	\$72,421	\$14,138
<b>2004</b>	\$88,177	\$73,447	\$23,907
<b>2005</b>	\$84,686	\$73,223	\$26,430
<b>2006</b>	\$84,619	\$73,675	\$20,070
<b>2007</b>	\$97,277	\$87,072	\$12,421
<b>2008</b>	\$105,344	\$92,338	\$19,137
<b>2009</b>	\$88,335	\$91,242	\$8,577
<b>2010</b>	\$104,645	\$90,422	\$18,544
<b>2011</b>	\$128,497	\$99,877	\$30,157

Source: US Dept. of Commerce-Bureau of Economic Analysis

