

GOODHUE COUNTY AGRICULTURAL PROFILE

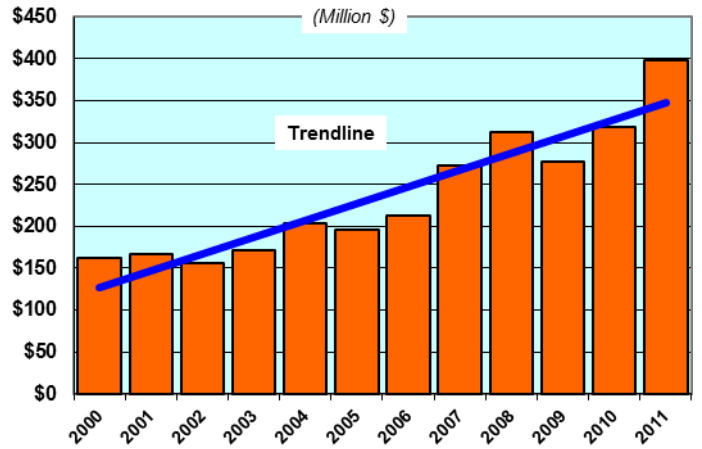
Goodhue County:

- Population: 46,217 (Ranks 20th in MN)
- Total employment: 29,244 jobs
 - Farm employment: 1,767 jobs
 - Non-farm employment: 27,477 jobs

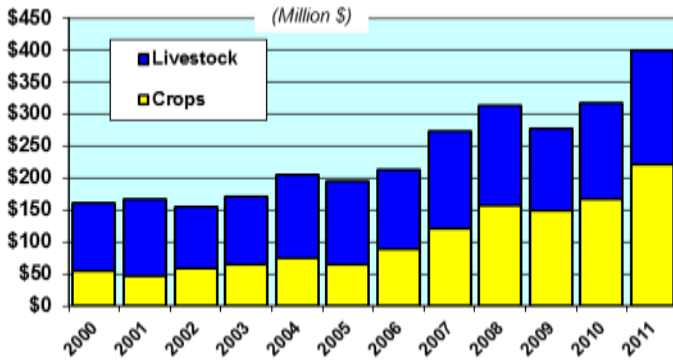
Goodhue County Agricultural Rankings: (Among all MN counties):

- No. 14 in livestock production
 - No. 6 in milk cows
 - No. 8 in all cattle
- No. 16 in crop production
 - No. 10 in oats
 - No. 8 in alfalfa hay
- No. 14 in total agricultural production

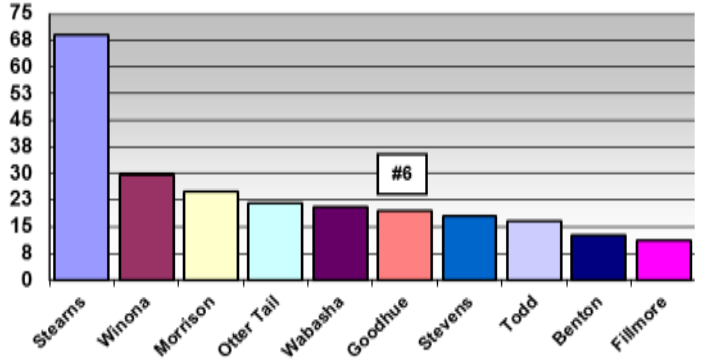
Goodhue County Agricultural Marketing



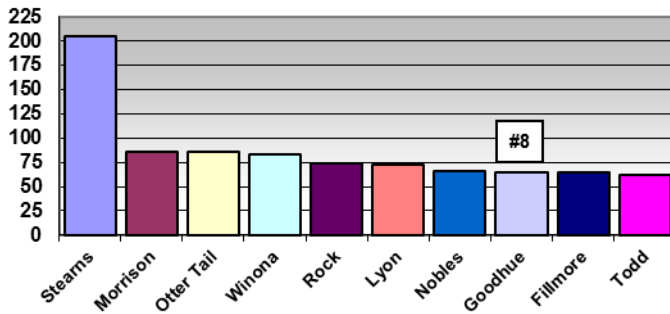
Goodhue County Crops & Livestock Marketing



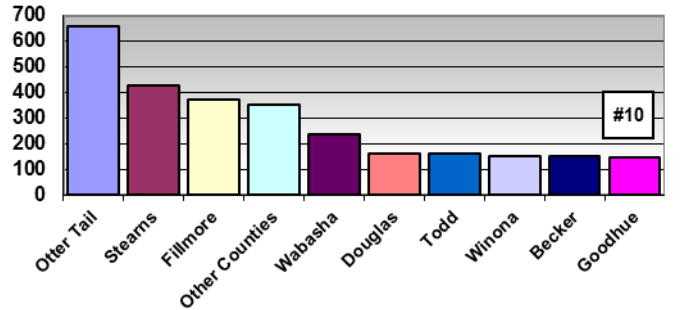
MN Top Counties: Milk Cows (1,000 head)



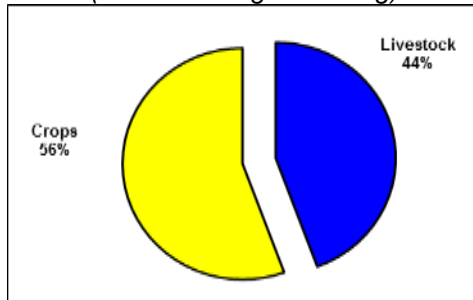
MN Top 10 Counties: All Cattle (1,000 head)



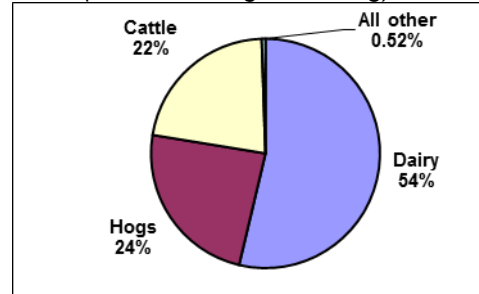
MN Top Counties: Oats (Thousand bu.)



Goodhue County Crops & Livestock Production (%-share in Ag Marketing)



Goodhue County Livestock Sectors (%-share in Ag Marketing)



Source: USDA/NASS

GOODHUE COUNTY AGRICULTURAL PROFILE



Goodhue County Farm Income and Expenses (\$1,000)

	Total Cash Receipts	Total Production Expenses	Total Net Farm Proprietors' Income
1990	\$144,383	\$129,156	\$33,863
1991	\$153,782	\$131,756	\$25,442
1992	\$138,021	\$126,702	\$25,448
1993	\$150,509	\$135,195	\$12,754
1994	\$134,412	\$145,351	\$31,831
1995	\$159,931	\$146,973	\$11,628
1996	\$175,568	\$155,149	\$31,992
1997	\$161,978	\$167,017	\$13,763
1998	\$167,374	\$167,351	\$26,685
1999	\$155,258	\$164,120	\$20,204
2000	\$161,759	\$174,744	\$11,911
2001	\$166,146	\$184,254	\$9,341
2002	\$155,510	\$178,089	\$741
2003	\$170,830	\$176,416	\$17,172
2004	\$204,306	\$185,503	\$39,985
2005	\$195,455	\$190,972	\$45,693
2006	\$213,521	\$197,707	\$36,254
2007	\$272,851	\$249,000	\$33,805
2008	\$312,264	\$265,300	\$59,340
2009	\$276,741	\$262,827	\$40,732
2010	\$318,089	\$259,650	\$62,659
2011	\$398,544	\$291,443	\$97,372

Source: US Dept. of Commerce-Bureau of Economic Analysis

