

# DOUGLAS COUNTY AGRICULTURAL PROFILE

## Douglas County:

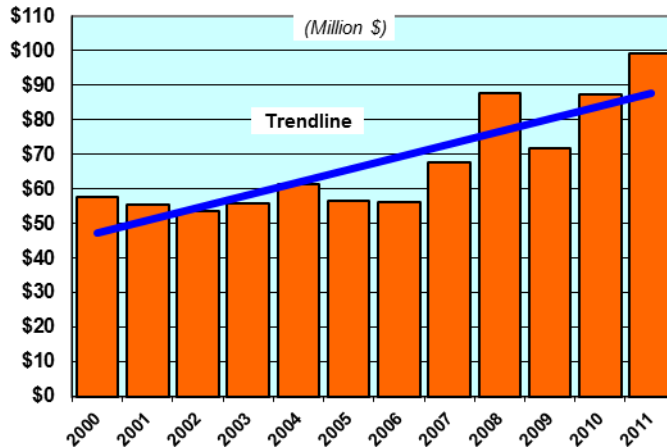
- Population: 36,172 (Ranks 29<sup>th</sup> in MN)
- Total employment: 25,849 jobs
  - Farm employment: 1,151 jobs
  - Non-farm employment: 24,698 jobs

## Douglas County Agricultural Rankings:

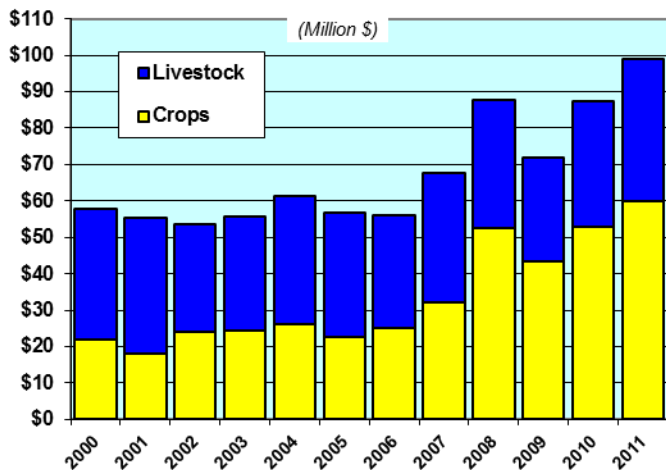
(Among all MN counties)

- No. 33 in livestock production
  - No. 13 in broilers
  - No. 23 in milk cows
- No. 59 in crop production
  - No. 6 in oats
  - No. 18 in alfalfa hay
  - No. 13 in spring wheat

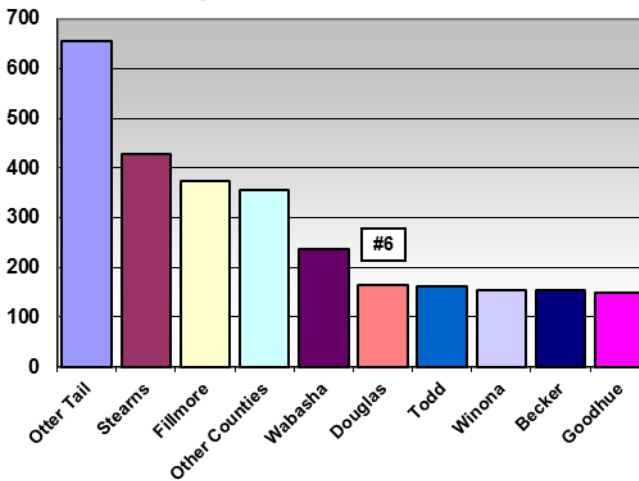
## Douglas County Agricultural Marketing



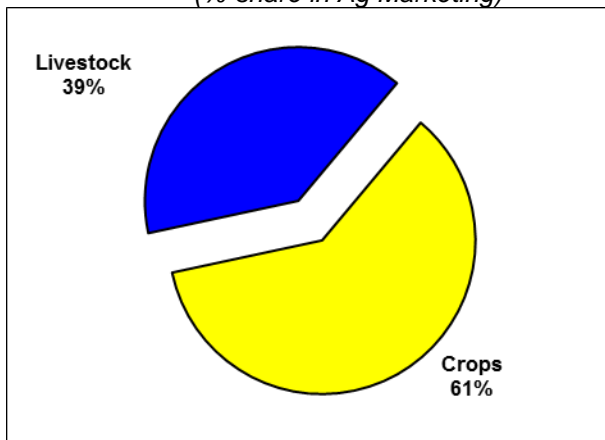
## Douglas County Crop & Livestock Marketing



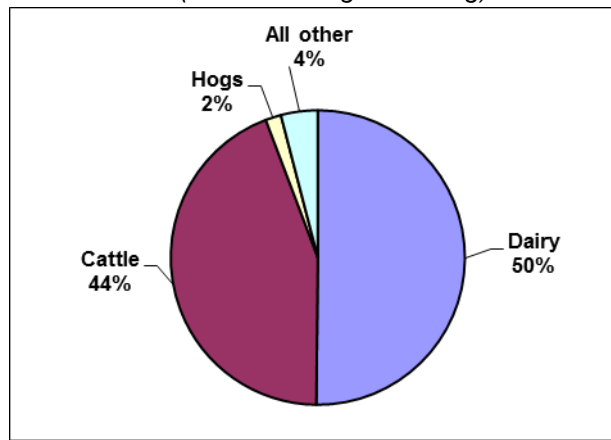
## Minnesota Top 10 Counties: Oats (Thousand bu.)



## Douglas County Crop & Livestock Production (%-share in Ag Marketing)

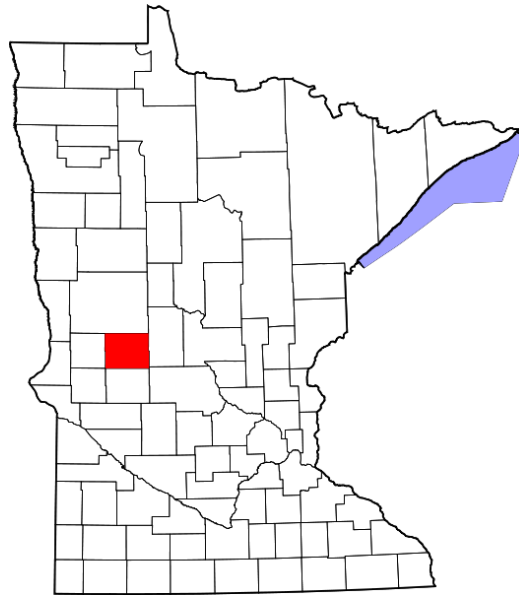


## Douglas County Livestock Sectors (%-share in Ag Marketing)



Source: USDA/NASS

# DOUGLAS COUNTY AGRICULTURAL PROFILE



**Douglas County Farm Income and Expenses (\$1,000)**

	<b>Total Cash Receipts</b>	<b>Total Production Expenses</b>	<b>Total Net Farm Proprietors' Income</b>
<b>1990</b>	\$56,434	\$53,244	\$13,501
<b>1991</b>	\$59,202	\$54,585	\$7,063
<b>1992</b>	\$55,673	\$54,363	\$8,785
<b>1993</b>	\$54,519	\$57,673	\$948
<b>1994</b>	\$49,287	\$61,710	\$3,005
<b>1995</b>	\$56,988	\$62,778	\$-3,513
<b>1996</b>	\$63,796	\$66,543	\$3,740
<b>1997</b>	\$59,502	\$71,424	\$-3,208
<b>1998</b>	\$60,223	\$67,141	\$3,908
<b>1999</b>	\$57,505	\$61,892	\$6,386
<b>2000</b>	\$57,746	\$61,614	\$6,831
<b>2001</b>	\$55,352	\$59,901	\$5,098
<b>2002</b>	\$53,683	\$54,552	\$5,411
<b>2003</b>	\$55,809	\$52,695	\$10,757
<b>2004</b>	\$61,470	\$54,551	\$15,945
<b>2005</b>	\$56,644	\$55,412	\$17,019
<b>2006</b>	\$55,996	\$56,430	\$9,414
<b>2007</b>	\$67,658	\$68,611	\$4,944
<b>2008</b>	\$87,818	\$73,745	\$23,993
<b>2009</b>	\$71,865	\$72,630	\$10,158
<b>2010</b>	\$87,290	\$71,975	\$21,596
<b>2011</b>	\$99,070	\$79,754	\$25,660

Source: US Dept. of Commerce-Bureau of Economic Analysis

