

DODGE COUNTY AGRICULTURAL PROFILE

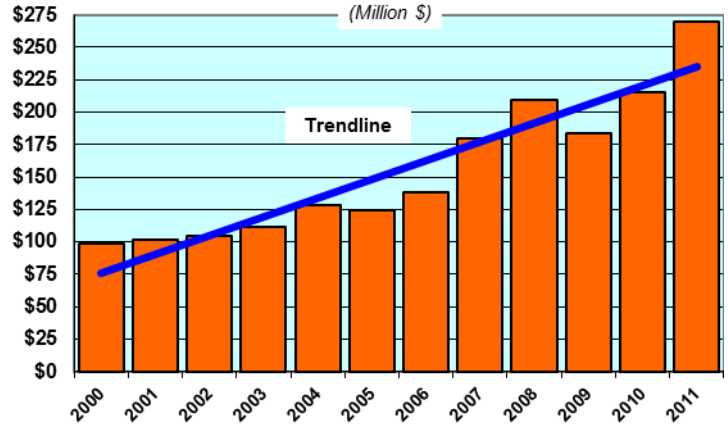
Dodge County:

- Population: 20,243 (Ranks 49th in MN)
- Total employment: 9,655 jobs
 - Farm employment: 854 jobs
 - Non-farm employment: 8,801 jobs

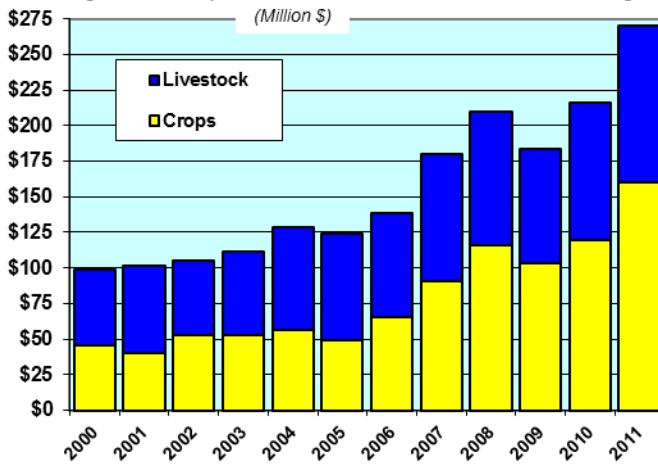
Dodge County Agricultural Rankings: (Among all MN counties)

- No. 35 in crop production
- No. 33 in livestock production
 - No. 18 in hogs
 - No. 19 in milk cows
- No. 34 in total agricultural production

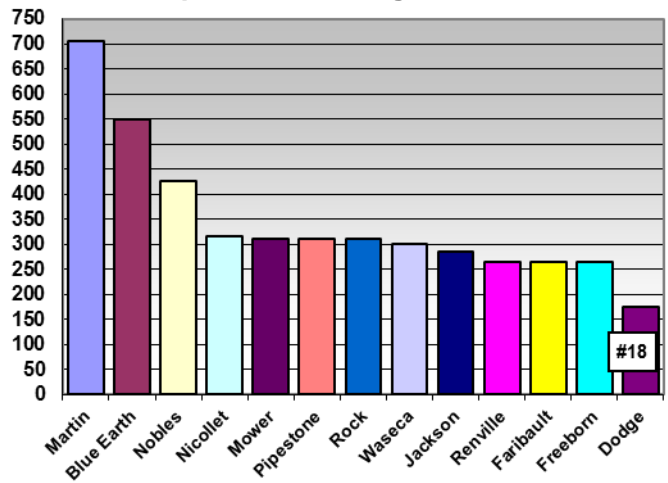
Dodge County Agricultural Marketing



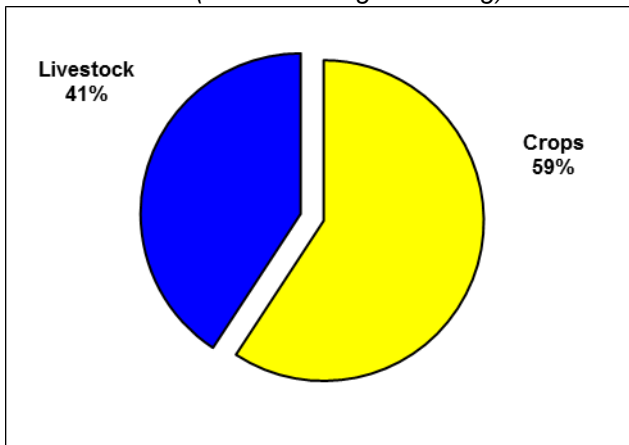
Dodge County Crops & Livestock Marketing



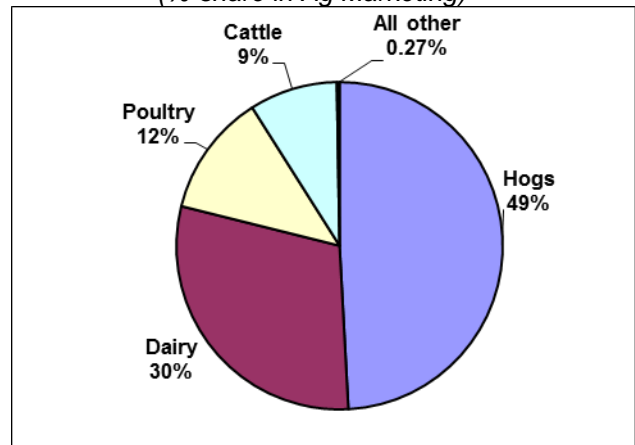
MN Top Counties: Hogs (1,000 head)



Dodge County Crops & Livestock (%-share in Ag Marketing)

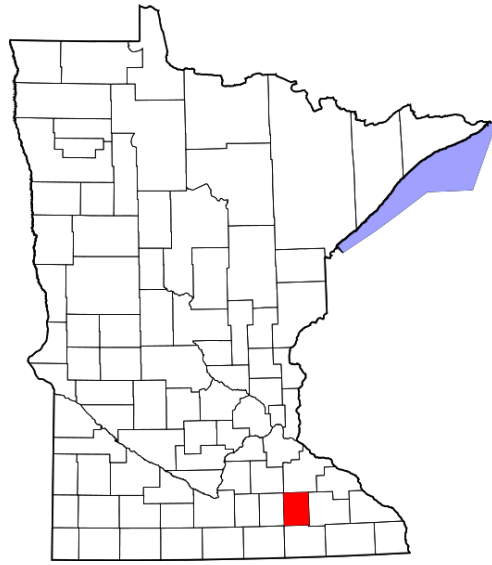


Dodge County Livestock Sectors (%-share in Ag Marketing)



Source: USDA/NASS

DODGE COUNTY AGRICULTURAL PROFILE



Dodge County Farm Income and Expenses (\$1,000)

	Total Cash Receipts	Total Production Expenses	Total Net Farm Proprietors' Income
1990	\$84,337	\$79,023	\$18,527
1991	\$95,685	\$80,353	\$14,902
1992	\$78,328	\$78,413	\$10,681
1993	\$76,863	\$83,908	\$-3,454
1994	\$72,487	\$91,011	\$15,697
1995	\$101,703	\$92,268	\$5,566
1996	\$107,062	\$98,508	\$16,632
1997	\$99,566	\$106,719	\$9,298
1998	\$99,857	\$106,399	\$14,057
1999	\$89,877	\$104,251	\$5,726
2000	\$98,627	\$112,146	\$4,259
2001	\$101,895	\$117,852	\$2,276
2002	\$104,769	\$115,239	\$1,678
2003	\$111,044	\$115,047	\$7,056
2004	\$128,250	\$121,128	\$22,364
2005	\$124,440	\$123,155	\$32,364
2006	\$138,262	\$127,668	\$21,702
2007	\$179,556	\$162,888	\$24,045
2008	\$209,675	\$174,391	\$38,622
2009	\$183,241	\$173,876	\$24,084
2010	\$215,785	\$180,642	\$42,582
2011	\$270,064	\$202,047	\$62,731

Source: US Dept. of Commerce-Bureau of Economic Analysis

