

DAKOTA COUNTY AGRICULTURAL INDUSTRY

Dakota County:

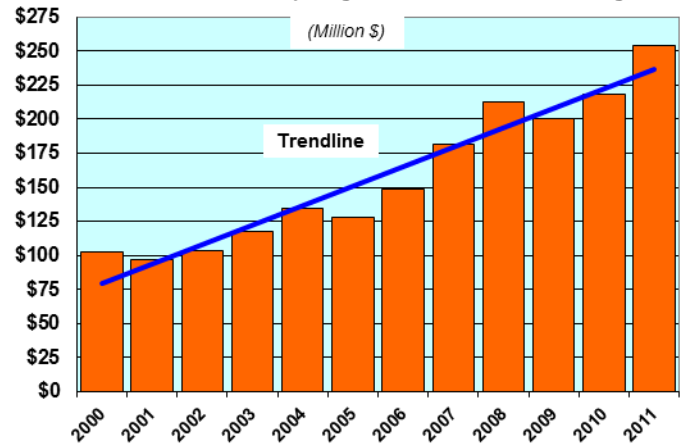
- Population: 402,006 (Ranks 3rd in MN)
- Total employment: 232,170 jobs
 - Farm employment: 1,387 jobs
 - Non-farm employment: 230,783 jobs

Dakota County Agricultural Rankings:

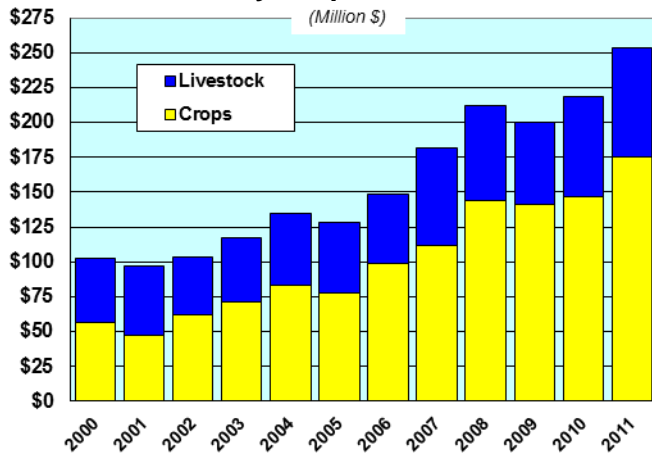
(Among all MN counties)

- No. 31 in crop production
 - No. 39 in corn for grain
 - No. 55 in soybeans
- No. 42 in livestock production
 - No. 17 in all cattle
 - No. 35 in milk cows

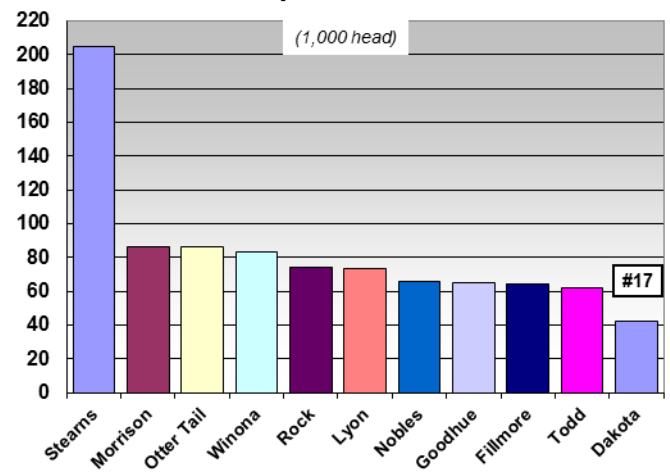
Dakota County Agricultural Marketing



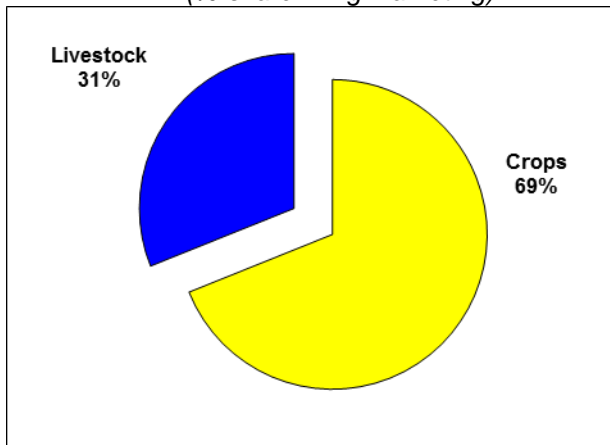
Dakota County Crop & Livestock Marketing



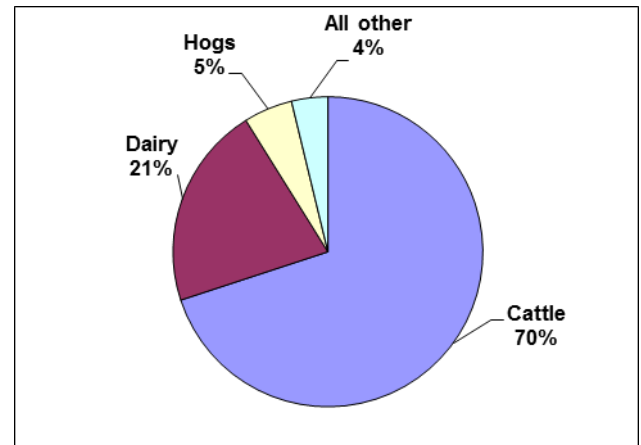
Minnesota Top Counties: All Cattle



Dakota County Crops & Livestock (%-share in Ag Marketing)

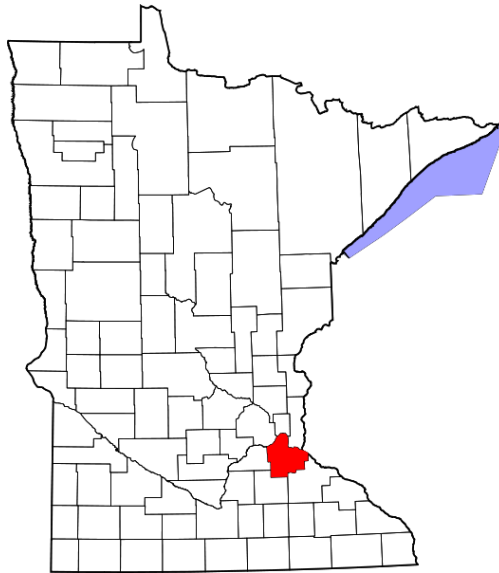


Dakota County Livestock Sectors (%-share in Ag Marketing)



Source: USDA/NASS

DAKOTA COUNTY AGRICULTURAL PROFILE



Dakota County Farm Income and Expenses (\$1,000)

	Total Cash Receipts	Total Production Expenses	Total Net Farm Proprietors' Income
1990	\$89,516	\$83,720	\$17,618
1991	\$97,920	\$87,071	\$11,664
1992	\$86,197	\$85,749	\$9,748
1993	\$98,496	\$93,104	\$1,413
1994	\$82,360	\$99,816	\$9,900
1995	\$101,879	\$100,799	\$261
1996	\$106,510	\$107,190	\$8,150
1997	\$103,488	\$116,409	\$1,971
1998	\$99,945	\$113,131	\$6,562
1999	\$95,752	\$107,863	\$7,317
2000	\$102,518	\$113,002	\$6,654
2001	\$97,030	\$114,296	\$2,674
2002	\$103,361	\$108,048	\$8,010
2003	\$117,251	\$112,928	\$18,983
2004	\$134,719	\$126,810	\$23,647
2005	\$128,289	\$138,608	\$21,862
2006	\$148,389	\$150,527	\$15,857
2007	\$181,367	\$184,500	\$11,757
2008	\$212,543	\$202,001	\$29,195
2009	\$199,879	\$206,514	\$17,360
2010	\$218,101	\$203,319	\$22,463
2011	\$253,795	\$218,929	\$43,572

Source: US Dept. of Commerce-Bureau of Economic Analysis

