

CROW WING COUNTY AGRICULTURAL PROFILE

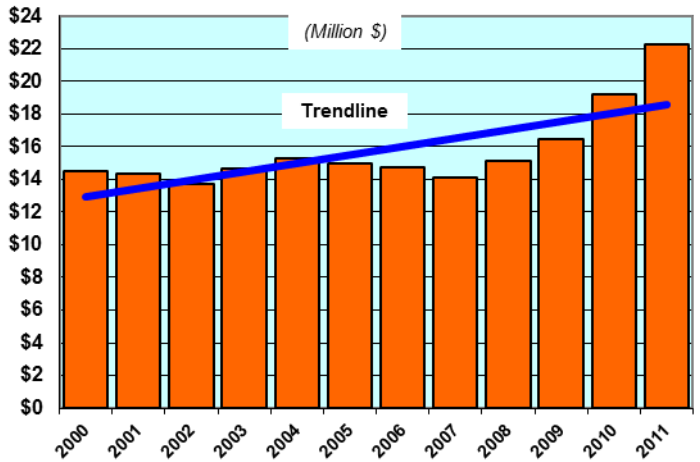
Crow Wing County:

- Population: 62,763 (Ranks 15th in MN)
- Total employment: 33,748 jobs
 - Farm employment: 602 jobs
 - Non-farm employment: 33,146 jobs

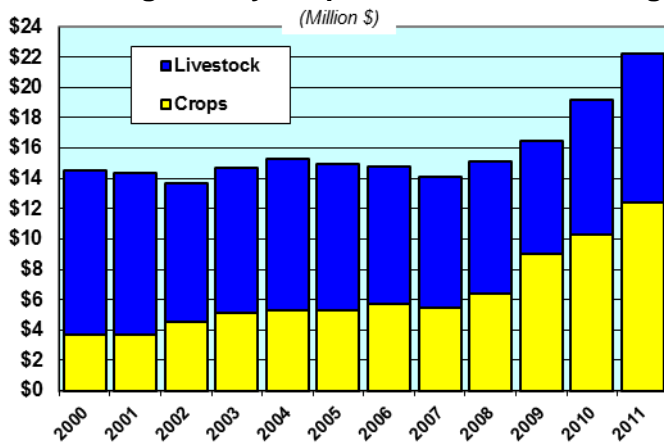
Crow Wing County Agricultural Rankings: (Among all MN counties)

- No. 71 in livestock production
 - No. 22 in beef cows
- No. 78 in total agricultural production
- No. 22 in crop production
 - No. 27 in oats
 - No. 10 in other hay

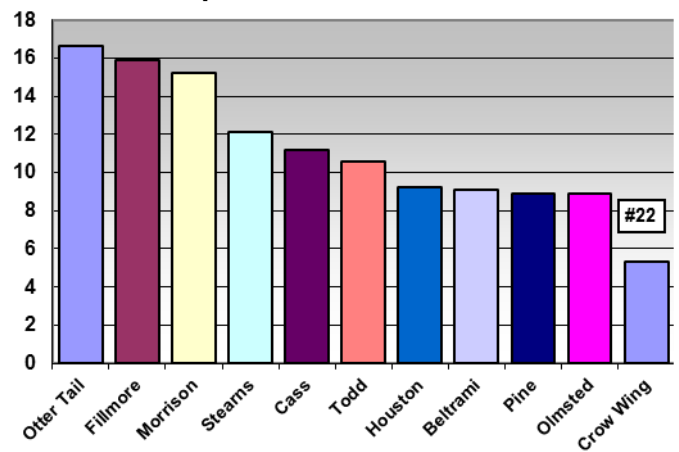
Crow Wing County Agricultural Marketing



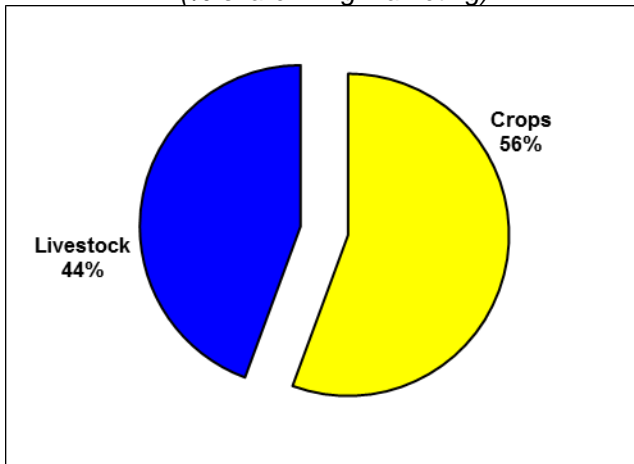
Crow Wing County Crop & Livestock Marketing



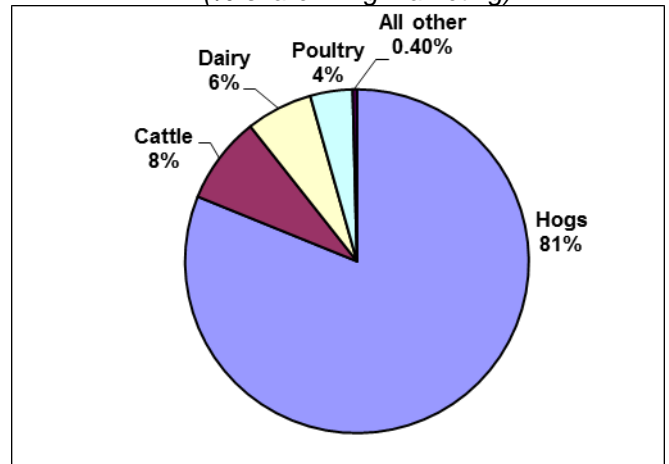
Minnesota Top Counties: Beef Cows (1,000 head)



Crow Wing County Crop & Livestock (%-share in Ag Marketing)

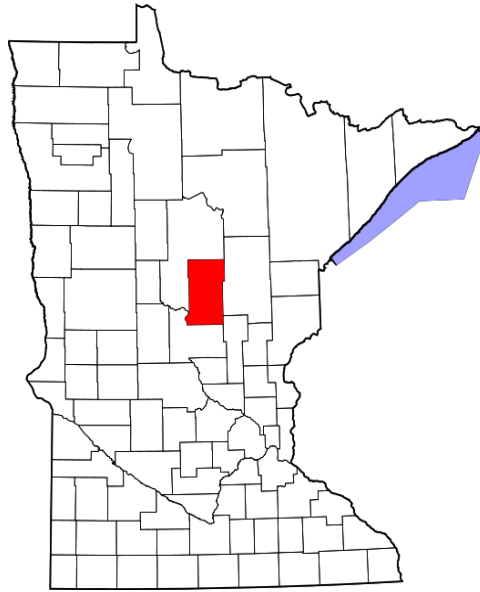


Crow Wing County Livestock Sectors (%-share in Ag Marketing)



Source: USDA/NASS

CROW WING COUNTY AGRICULTURAL PROFILE



Crow Wing County Farm Income and Expenses (\$1,000)

	Total Cash Receipts	Total Production Expenses	Total Net Farm Proprietors' Income
1990	\$15,808	\$15,254	\$2,835
1991	\$16,886	\$15,608	\$2,585
1992	\$15,244	\$15,502	\$769
1993	\$16,836	\$16,741	\$546
1994	\$14,887	\$18,066	\$245
1995	\$14,948	\$17,698	\$-1,651
1996	\$16,157	\$18,991	\$-1,731
1997	\$15,531	\$21,018	\$-4,373
1998	\$15,089	\$20,091	\$-2,244
1999	\$14,131	\$19,028	\$-2,119
2000	\$14,496	\$19,488	\$-2,155
2001	\$14,343	\$19,352	\$-2,214
2002	\$13,705	\$18,326	\$-2,047
2003	\$14,669	\$17,076	\$315
2004	\$15,251	\$16,820	\$746
2005	\$14,937	\$16,358	\$1,627
2006	\$14,736	\$16,254	\$962
2007	\$14,097	\$14,181	\$689
2008	\$15,154	\$16,100	\$2,041
2009	\$16,453	\$15,933	\$2,746
2010	\$19,173	\$16,804	\$3,467
2011	\$22,252	\$18,283	\$5,458

Source: US Dept. of Commerce-Bureau of Economic Analysis

