

CHISAGO COUNTY AGRICULTURAL PROFILE

Chisago County:

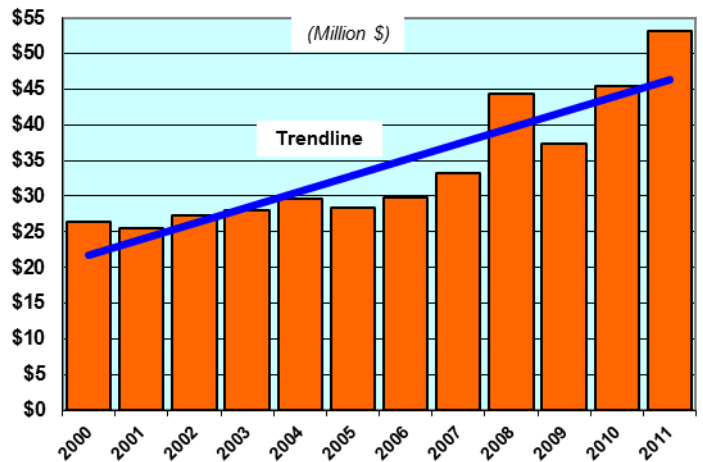
- Population: 53,916 (Ranks 18th in MN)
- Total employment: 20,575 jobs
 - Farm employment: 844 jobs
 - Non-farm employment: 19,731 jobs

Chisago County Agricultural Rankings:

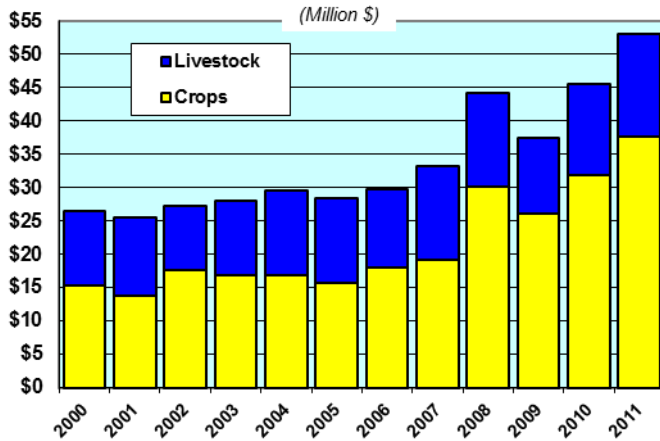
(Among all MN counties)

- No. 64 in livestock production
 - No. 42 in milk cows
- No. 68 in crop production
 - No. 26 in alfalfa
- No. 69 in total agricultural production

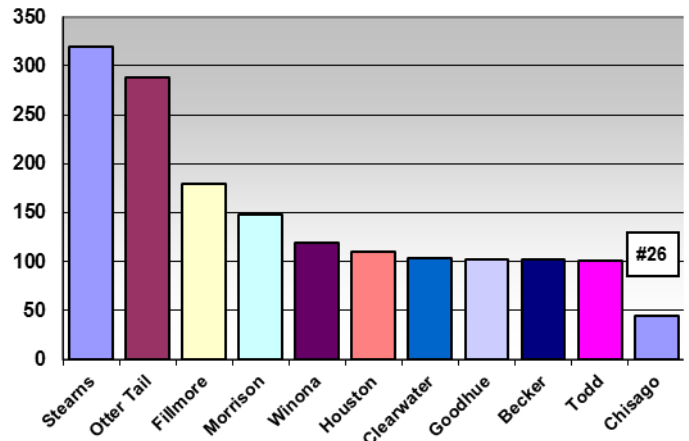
Chisago County Agricultural Marketing



Chisago County Crop & Livestock Marketing

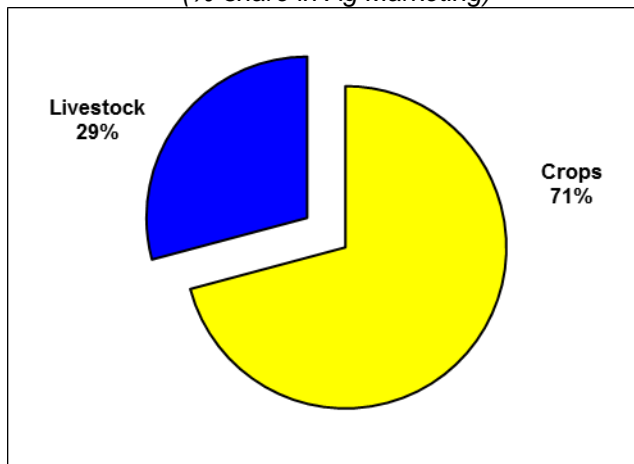


Minnesota Top Counties: Alfalfa Hay (Million tons)



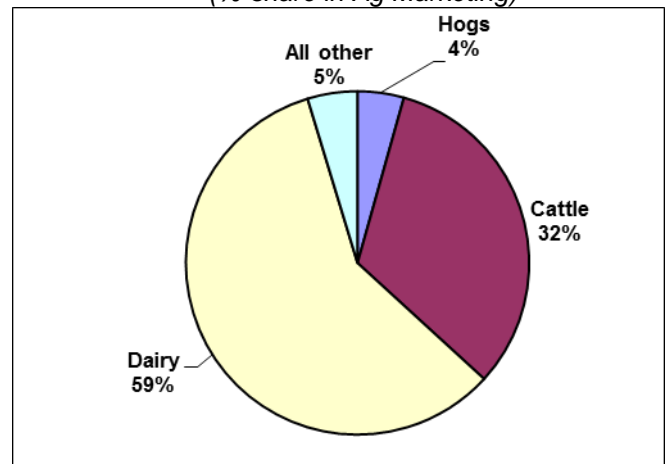
Chisago County Crop & Livestock

(%-share in Ag Marketing)



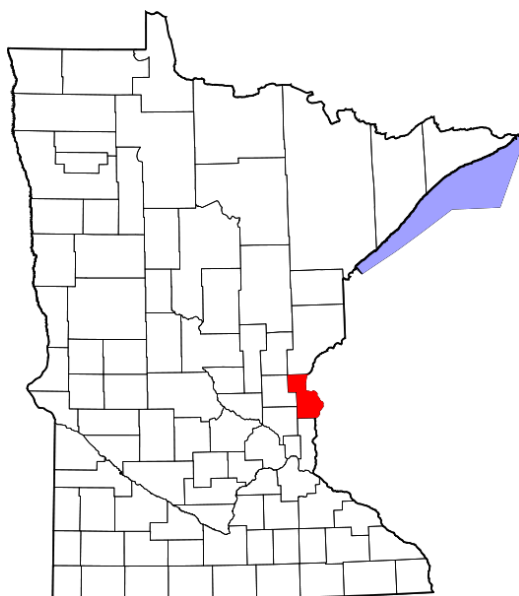
Chisago County Livestock Sectors

(%-share in Ag Marketing)



Source: USDA/NASS

CHISAGO COUNTY AGRICULTURAL PROFILE



Chisago County Farm Income and Expenses (\$1,000)

	Total Cash Receipts	Total Production Expenses	Total Net Farm Proprietors' Income
1990	\$29,932	\$31,686	\$2,595
1991	\$28,960	\$31,695	\$-1,299
1992	\$26,013	\$28,305	\$535
1993	\$24,845	\$29,398	\$-3,348
1994	\$24,983	\$31,055	\$1,609
1995	\$29,020	\$30,667	\$-696
1996	\$31,416	\$32,052	\$1,998
1997	\$31,599	\$34,114	\$974
1998	\$30,942	\$33,238	\$2,828
1999	\$26,965	\$31,511	\$1,112
2000	\$26,434	\$32,545	\$-469
2001	\$25,525	\$32,638	\$-1,019
2002	\$27,254	\$31,084	\$636
2003	\$28,020	\$29,552	\$3,155
2004	\$29,598	\$32,447	\$2,492
2005	\$28,372	\$33,060	\$3,626
2006	\$29,796	\$33,301	\$2,615
2007	\$33,269	\$36,279	\$1,300
2008	\$44,281	\$43,914	\$6,396
2009	\$37,423	\$42,622	\$1,926
2010	\$45,470	\$42,008	\$6,667
2011	\$53,082	\$45,836	\$10,502

Source: US Dept. of Commerce-Bureau of Economic Analysis

