

CARLTON COUNTY AGRICULTURAL PROFILE

Carlton County:

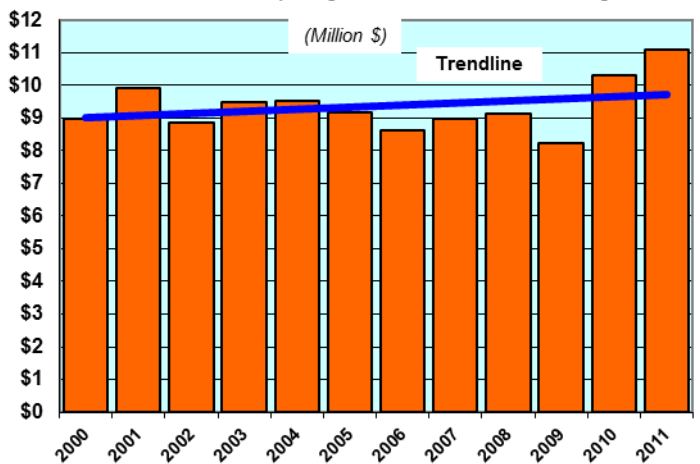
- Population: 35,455 (Ranks 30th in MN)
- Total employment: 17,685 jobs
 - Farm employment: 431 jobs
 - Non-farm employment: 17,254 jobs

Carlton County Agricultural Rankings:

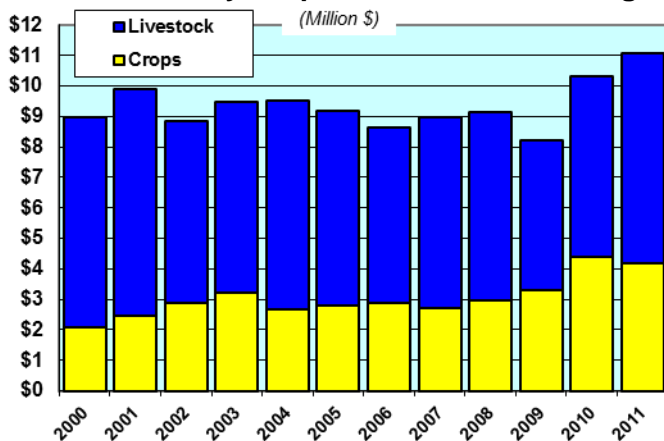
(Among all MN counties)

- No. 77 in livestock production
 - No. 37 in beef cows
- No. 82 in crop production
 - No. 9 in other hay
 - No. 47 in alfalfa hay
- No. 82 in total agricultural production

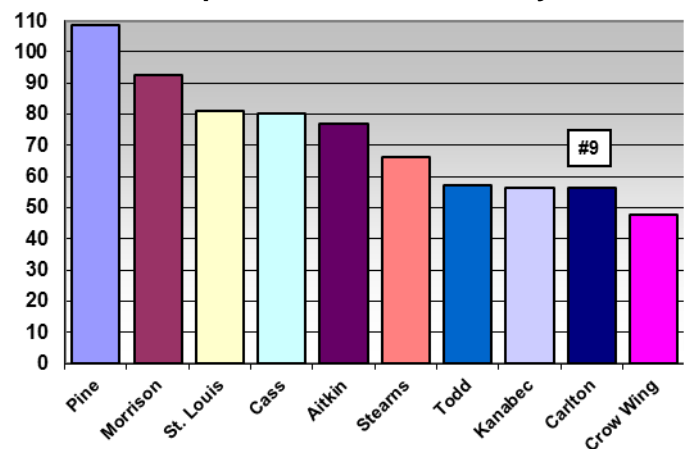
Carlton County Agricultural Marketing



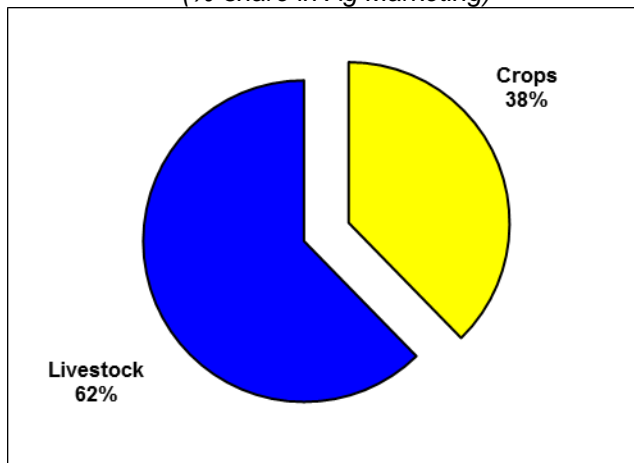
Carlton County Crop & Livestock Marketing



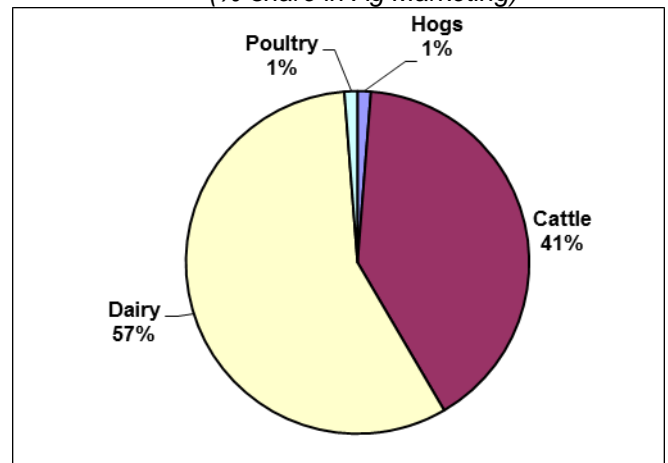
Minnesota Top 10 Counties: Other Hay (Million bu.)



Carlton County Crop & Livestock (%-share in Ag Marketing)

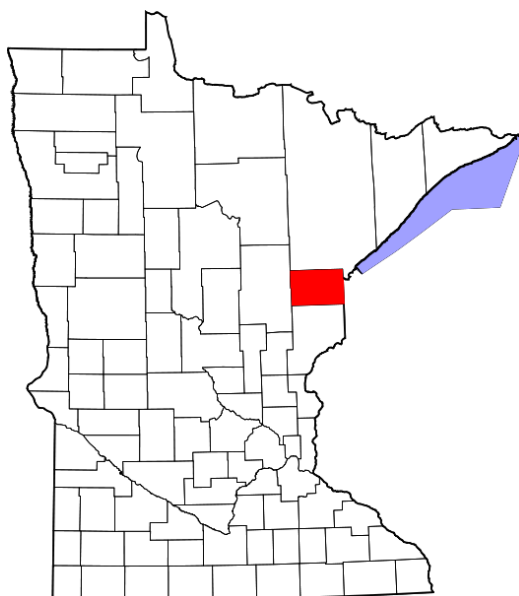


Carlton County Livestock Sectors (%-share in Ag Marketing)



Source: USDA/NASS

CARLTON COUNTY AGRICULTURAL PROFILE



Carlton County Farm Income and Expenses (\$1,000)

	Total Cash Receipts	Total Production Expenses	Total Net Farm Proprietors' Income
1990	\$12,406	\$12,526	\$1,373
1991	\$10,772	\$11,657	\$564
1992	\$10,701	\$10,450	\$848
1993	\$11,325	\$10,621	\$845
1994	\$10,046	\$10,848	\$1,104
1995	\$9,525	\$10,642	\$-168
1996	\$10,035	\$10,874	\$-375
1997	\$9,573	\$10,532	\$-625
1998	\$9,928	\$10,405	\$853
1999	\$9,262	\$10,155	\$423
2000	\$8,976	\$10,697	\$-303
2001	\$9,901	\$11,095	\$-6
2002	\$8,836	\$10,774	\$-608
2003	\$9,491	\$9,718	\$1,250
2004	\$9,515	\$9,417	\$1,483
2005	\$9,177	\$9,004	\$911
2006	\$8,617	\$8,703	\$1,217
2007	\$8,976	\$8,137	\$509
2008	\$9,142	\$9,380	\$1,604
2009	\$8,223	\$8,269	\$1,092
2010	\$10,311	\$8,257	\$2,873
2011	\$11,088	\$9,086	\$2,974

Source: US Dept. of Commerce-Bureau of Economic Analysis

