

BROWN COUNTY AGRICULTURAL PROFILE

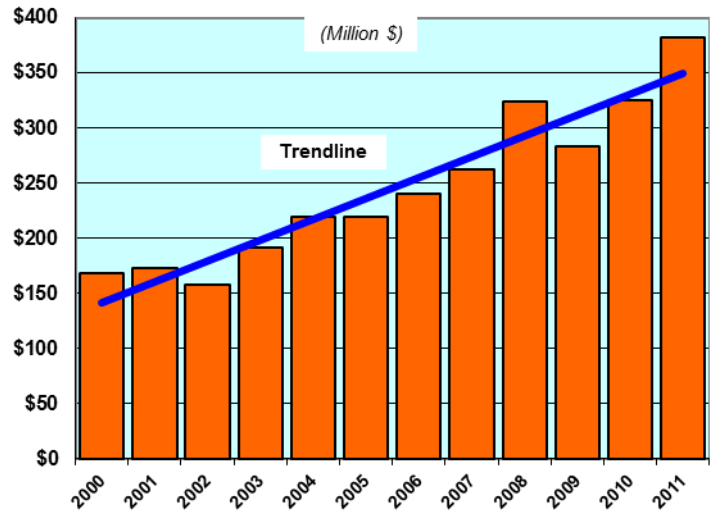
Brown County:

- Population: 25,734 (Ranks 41st in MN)
- Total employment: 19,094 jobs
 - Farm employment: 1,290 jobs
 - Non-farm employment: 17,804 jobs

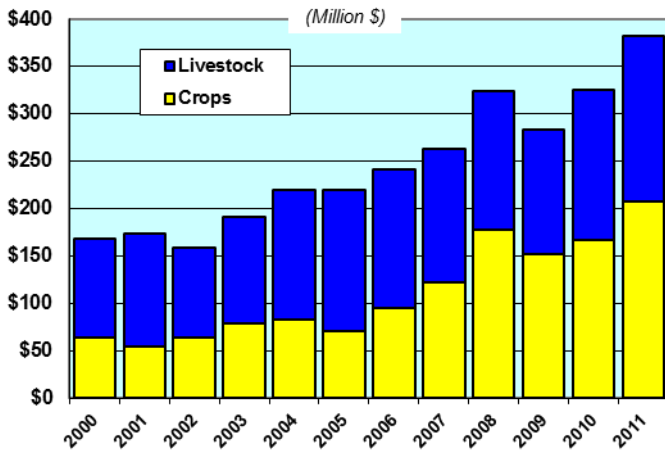
Brown County Agricultural Rankings: (Among all MN counties)

- No. 15 in livestock production
 - No. 7 in cattle on feed
 - No. 13 in hogs
 - No. 16 in all cattle
 - No. 24 in milk cows
- No. 18 in total agricultural production
- No. 22 in total crops
 - No. 3 in sweet corn

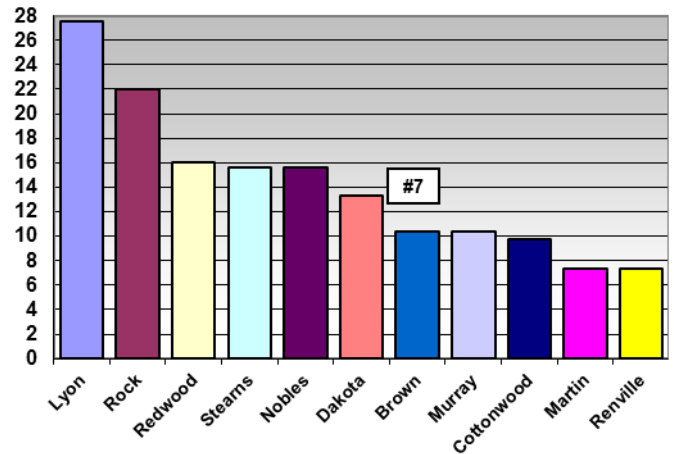
Brown County Agricultural Marketing



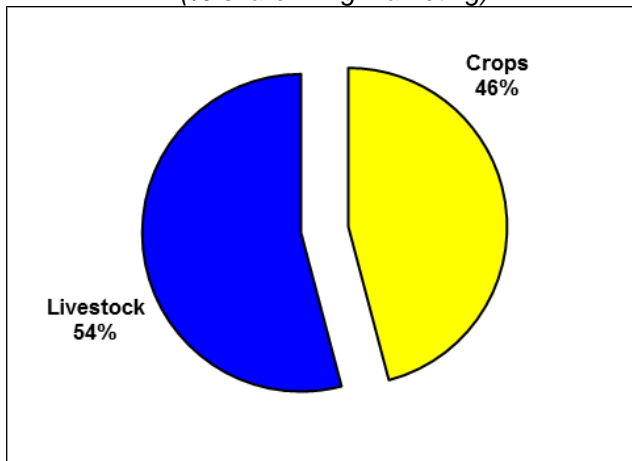
Brown County Crop & Livestock Marketing



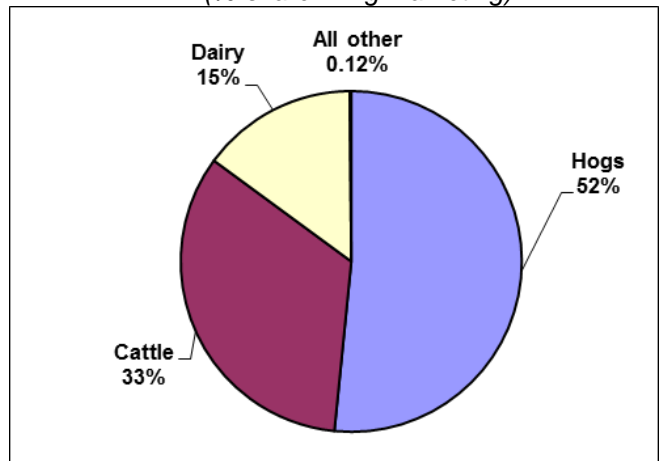
MN Top Counties: Cattle on Feed (1,000 head)



Brown County Crop & Livestock Production (%-share in Ag Marketing)

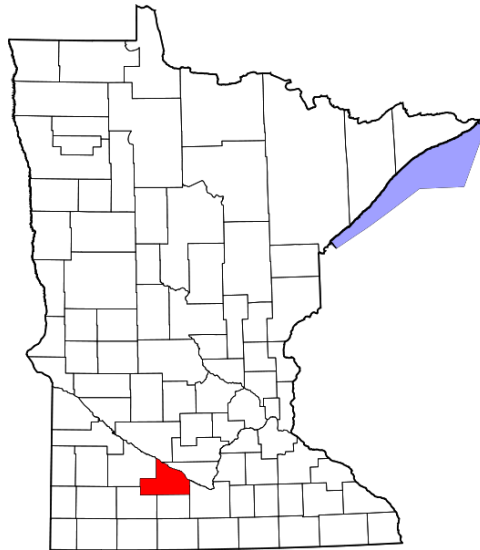


Brown County Livestock Sectors (%-share in Ag Marketing)



Source: USDA/NASS

BROWN COUNTY AGRICULTURAL PROFILE



Brown County Farm Income and Expenses (\$1,000)

	Total Cash Receipts	Total Production Expenses	Total Net Farm Proprietors' Income
1990	\$130,372	\$119,026	\$28,593
1991	\$143,562	\$125,061	\$18,435
1992	\$132,047	\$121,997	\$24,577
1993	\$127,088	\$133,975	\$-5,667
1994	\$128,152	\$147,257	\$29,475
1995	\$163,670	\$152,046	\$6,377
1996	\$192,523	\$164,330	\$37,715
1997	\$172,885	\$180,432	\$15,589
1998	\$156,499	\$173,095	\$11,423
1999	\$149,543	\$165,700	\$11,193
2000	\$168,646	\$178,874	\$14,388
2001	\$172,911	\$185,566	\$12,579
2002	\$158,019	\$173,851	\$3,384
2003	\$191,346	\$175,938	\$27,716
2004	\$219,841	\$183,436	\$50,005
2005	\$218,989	\$190,797	\$61,340
2006	\$240,695	\$199,005	\$50,788
2007	\$262,266	\$228,807	\$37,615
2008	\$324,381	\$247,139	\$73,068
2009	\$282,822	\$249,473	\$47,876
2010	\$324,624	\$251,800	\$71,650
2011	\$382,331	\$278,656	\$90,383

Source: US Dept. of Commerce-Bureau of Economic Analysis

