

BENTON COUNTY AGRICULTURAL PROFILE

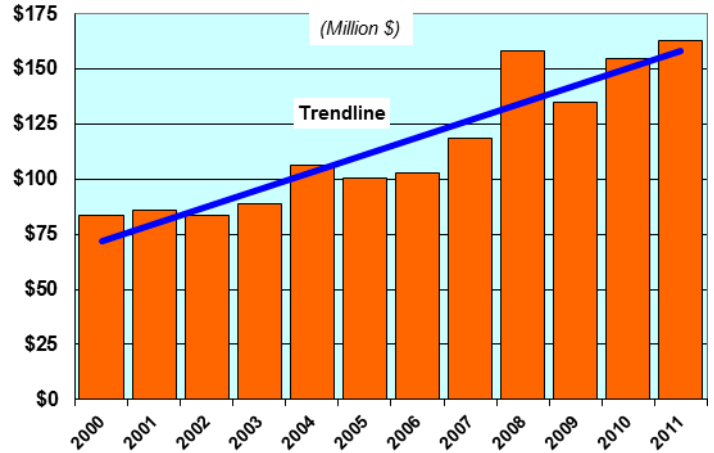
Benton County:

- Population: 38,671 (Ranks 25th in MN)
- Total employment: 26,775 jobs
 - On-farm employment: 984 jobs
 - Non-farm employment: 25,791 jobs

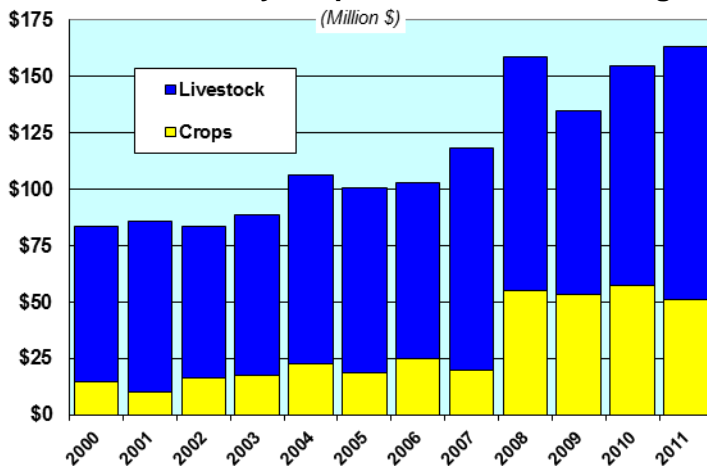
Benton County Agricultural Rankings: (Among all MN counties)

- No. 31 in livestock production
 - No. 3 in broilers
 - No. 9 milk cows
 - No. 11 in poultry
- No. 65 in crop production
 - No. 25 in alfalfa hay
 - No. 17 in other hay

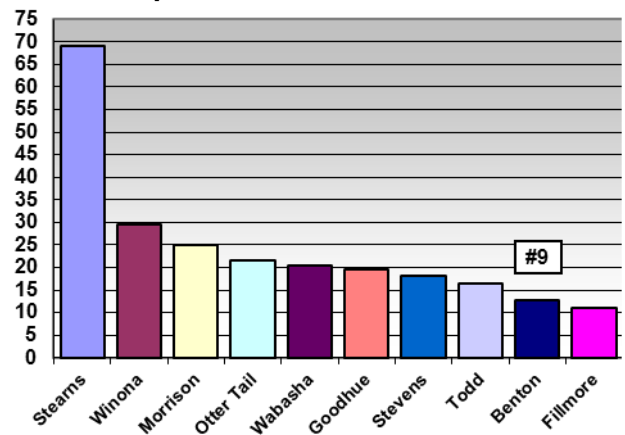
Benton County Agricultural Marketing



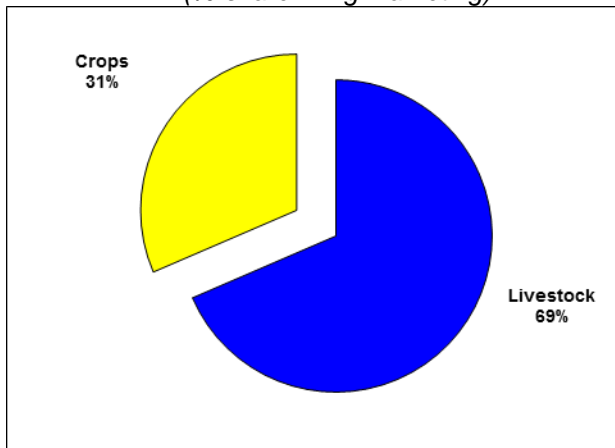
Benton County Crop & Livestock Marketing



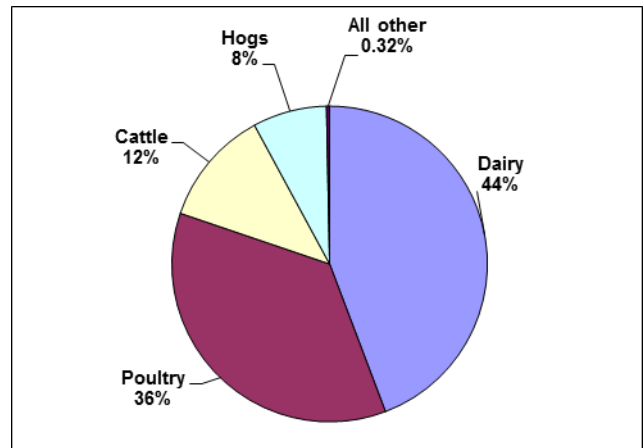
MN Top Counties: Milk Cows (1,000 head)



Benton County Crop & Livestock (%-share in Ag Marketing)

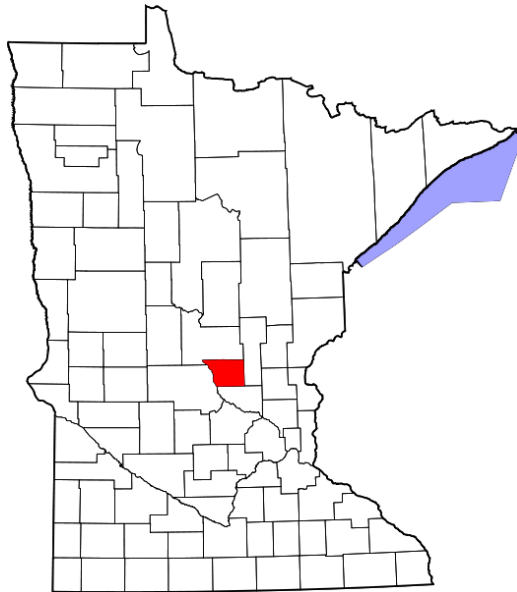


Benton County Livestock Sectors (%-share in Ag Marketing)



Source: USDA/NASS

BENTON COUNTY AGRICULTURAL PROFILE



Benton County Farm Income and Expenses (\$1,000)

	Total Cash Receipts	Total Production Expenses	Total Net Farm Proprietors' Income
1990	\$82,705	\$75,343	\$14,029
1991	\$80,526	\$76,302	\$6,212
1992	\$78,750	\$76,645	\$5,217
1993	\$80,359	\$79,498	\$1,073
1994	\$77,818	\$82,541	\$6,236
1995	\$84,133	\$82,355	\$966
1996	\$97,259	\$86,230	\$10,980
1997	\$89,396	\$90,788	\$2,134
1998	\$90,674	\$90,702	\$7,233
1999	\$87,289	\$89,719	\$5,489
2000	\$83,825	\$96,577	\$-666
2001	\$85,836	\$100,897	\$-3,447
2002	\$83,628	\$99,931	\$-4,613
2003	\$88,606	\$94,802	\$7,259
2004	\$106,420	\$96,141	\$20,786
2005	\$100,647	\$94,508	\$25,255
2006	\$102,869	\$95,011	\$26,553
2007	\$118,476	\$118,471	\$15,885
2008	\$158,353	\$125,528	\$54,384
2009	\$134,952	\$124,092	\$33,279
2010	\$154,585	\$123,322	\$37,276
2011	\$162,913	\$137,789	\$44,884

Source: US Dept. of Commerce-Bureau of Economic Analysis

