

# BECKER COUNTY AGRICULTURAL PROFILE

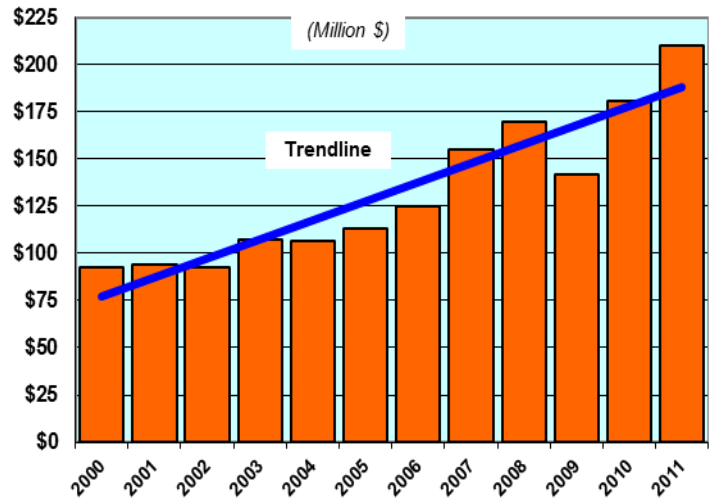
## Becker County:

- Population: 32,778 (Ranks 33<sup>rd</sup> in MN)
- Total employment: 22,371 jobs
  - Farm employment: 1,371 jobs
  - Non-farm employment: 21,000 jobs

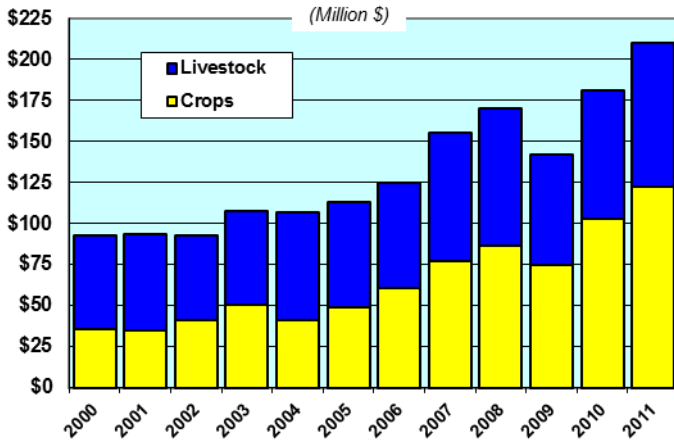
## Becker County Agricultural Rankings: (Among all MN counties)

- No. 44 in crop production
  - No. 11 in spring wheat
  - No. 11 in sugarbeets
  - No. 9 in oats
  - No. 9 in alfalfa hay
- No. 41 in livestock production
  - No. 2 in mink pelts
- No. 43 in total agricultural production

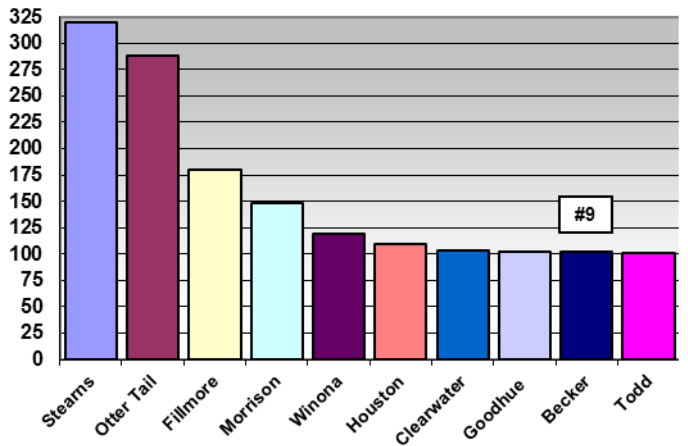
## Becker County Agricultural Marketing



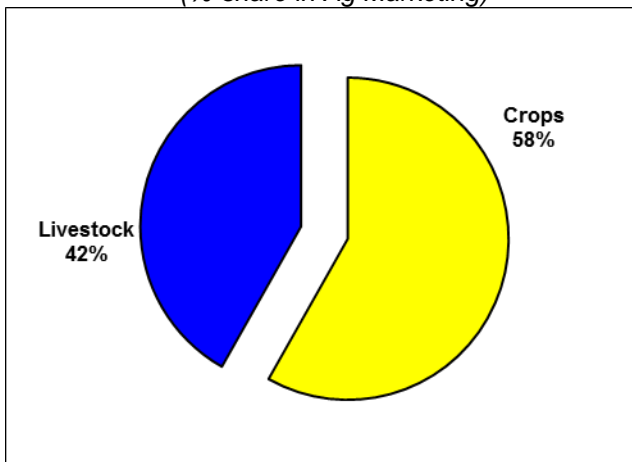
## Becker County Crop & Livestock Marketing



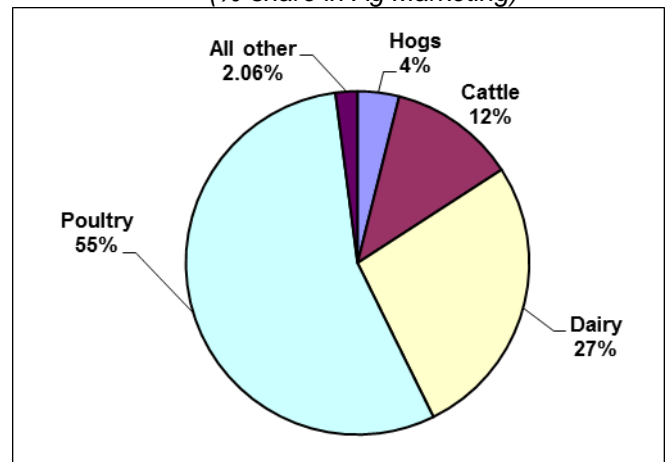
## Minnesota Top Counties: Alfalfa Hay (Thousand tons)



## Becker County Crop & Livestock (%-share in Ag Marketing)

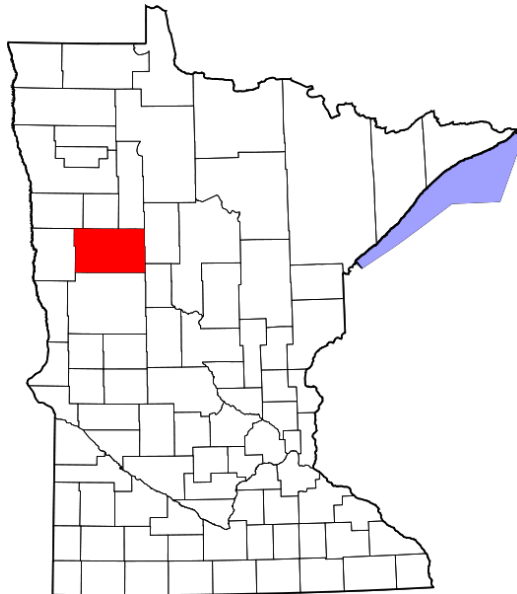


## Becker County Livestock Sectors (%-share in Ag Marketing)



Source: USDA/NASS

# BECKER COUNTY AGRICULTURAL PROFILE



**Becker County Farm Income and Expenses (\$1,000)**

	<b>Total Cash Receipts</b>	<b>Total Production Expenses</b>	<b>Total Net Farm Proprietors' Income</b>
<b>1990</b>	\$86,704	\$82,748	\$17,974
<b>1991</b>	\$85,158	\$81,179	\$7,251
<b>1992</b>	\$76,631	\$78,743	\$7,349
<b>1993</b>	\$81,496	\$82,882	\$2,640
<b>1994</b>	\$72,044	\$87,415	\$1,153
<b>1995</b>	\$85,906	\$88,261	\$2,435
<b>1996</b>	\$108,376	\$93,344	\$22,757
<b>1997</b>	\$97,314	\$99,578	\$7,547
<b>1998</b>	\$94,479	\$97,837	\$9,250
<b>1999</b>	\$89,657	\$94,824	\$8,666
<b>2000</b>	\$92,681	\$100,188	\$7,902
<b>2001</b>	\$93,754	\$103,848	\$2,789
<b>2002</b>	\$92,543	\$97,157	\$1,174
<b>2003</b>	\$107,239	\$99,284	\$13,828
<b>2004</b>	\$106,545	\$104,651	\$8,412
<b>2005</b>	\$113,234	\$106,951	\$15,520
<b>2006</b>	\$124,744	\$110,725	\$20,333
<b>2007</b>	\$154,904	\$136,730	\$17,582
<b>2008</b>	\$169,809	\$154,937	\$24,126
<b>2009</b>	\$141,645	\$139,539	\$9,976
<b>2010</b>	\$180,802	\$145,081	\$29,922
<b>2011</b>	\$209,893	\$162,033	\$36,673

Source: US Dept. of Commerce-Bureau of Economic Analysis

