

# AITKIN COUNTY AGRICULTURAL PROFILE

## Aitkin County:

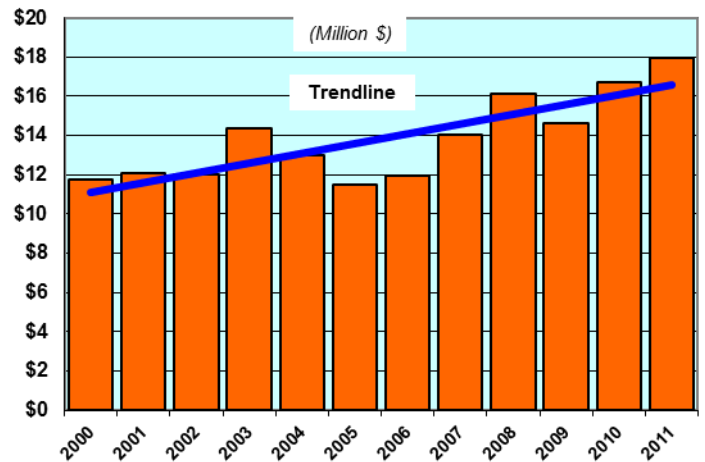
- Population: 16,220 (Ranks 52<sup>nd</sup> in MN)
- Total employment: 7,032 jobs
  - Farm employment: 516 jobs
  - Non-farm employment: 6,516 jobs

## Aitkin County Agricultural Rankings:

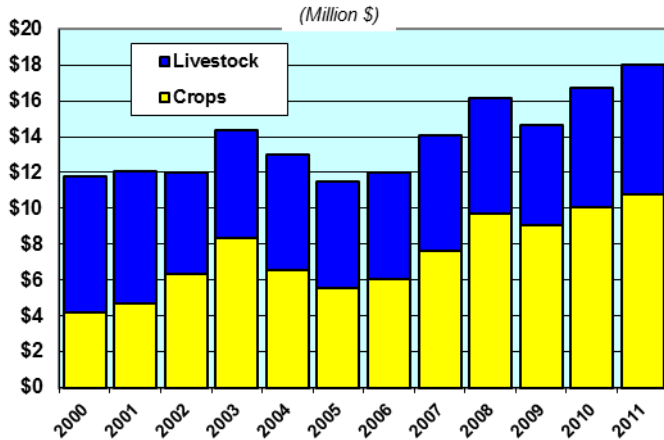
(Among all MN counties)

- No. 76 in livestock production
  - No. 25 in beef cows
  - No. 32 in layer inventory
- No. 79 in crop production
- No. 79 in total agricultural production

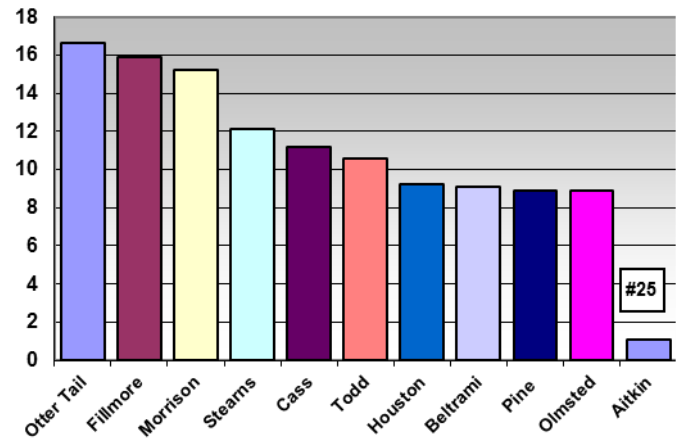
## Aitkin County Agricultural Marketing



## Aitkin County Crop & Livestock Marketing

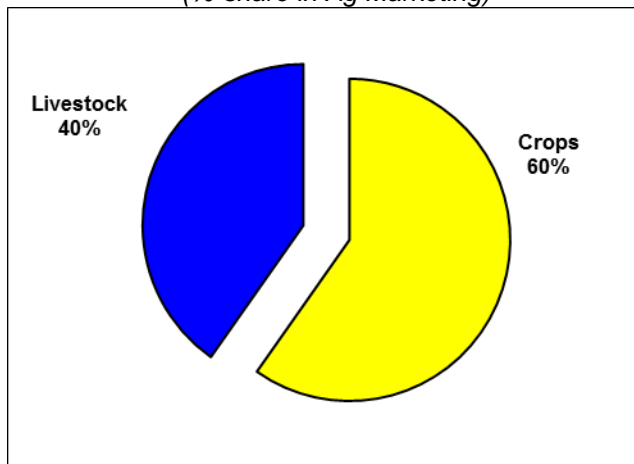


## Minnesota Top Counties: Beef Cows (1,000 head)



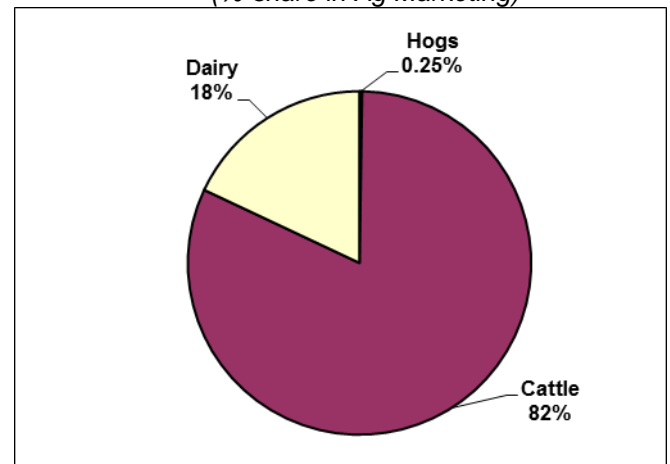
## Aitkin County Crop & Livestock

(%-share in Ag Marketing)



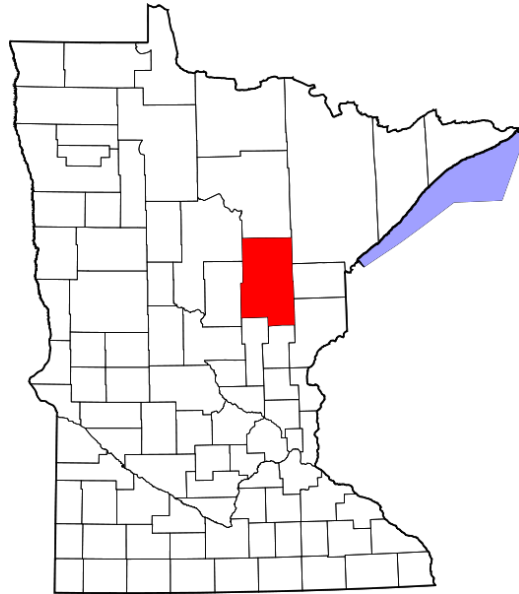
## Aitkin County Livestock Sectors

(%-share in Ag Marketing)



Source: USDA/NASS

# AITKIN COUNTY AGRICULTURAL PROFILE



**Aitkin County Farm Income and Expenses (\$1,000)**

	<b>Total Cash Receipts</b>	<b>Total Production Expenses</b>	<b>Total Net Farm Proprietors' Income</b>
<b>1990</b>	\$16,684	\$18,927	\$-245
<b>1991</b>	\$18,917	\$18,802	\$2,049
<b>1992</b>	\$16,867	\$17,553	\$483
<b>1993</b>	\$17,889	\$17,418	\$998
<b>1994</b>	\$15,143	\$17,411	\$584
<b>1995</b>	\$15,659	\$16,842	\$131
<b>1996</b>	\$16,757	\$16,982	\$726
<b>1997</b>	\$15,022	\$16,082	\$55
<b>1998</b>	\$12,840	\$16,957	\$-1,665
<b>1999</b>	\$11,969	\$16,977	\$-2,343
<b>2000</b>	\$11,754	\$16,261	\$-2,035
<b>2001</b>	\$12,051	\$16,473	\$-2,016
<b>2002</b>	\$12,021	\$15,933	\$-1,603
<b>2003</b>	\$14,336	\$15,534	\$309
<b>2004</b>	\$12,969	\$15,036	\$-81
<b>2005</b>	\$11,506	\$13,879	\$-677
<b>2006</b>	\$11,967	\$13,286	\$390
<b>2007</b>	\$14,070	\$13,370	\$369
<b>2008</b>	\$16,149	\$13,508	\$4,496
<b>2009</b>	\$14,631	\$13,235	\$2,386
<b>2010</b>	\$16,731	\$12,989	\$3,665
<b>2011</b>	\$17,976	\$14,325	\$3,805

Source: US Dept. of Commerce-Bureau of Economic Analysis

