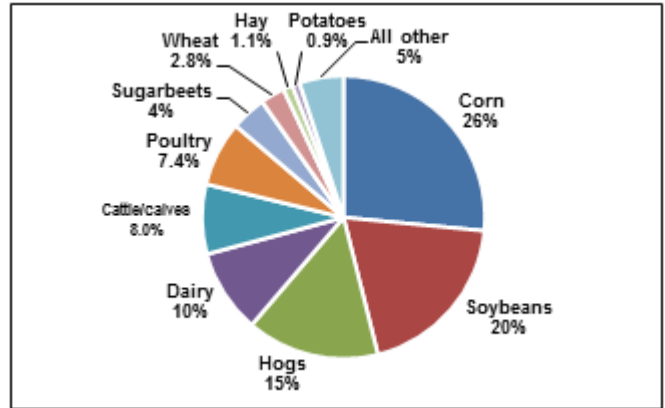


MINNESOTA AGRICULTURAL PROFILE

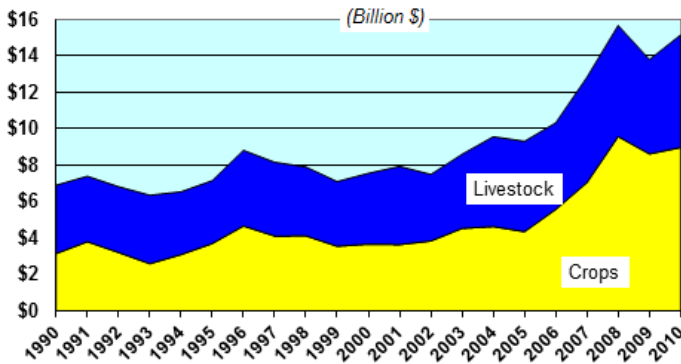
MN Agricultural Rankings (among all U.S. states):

- No. 4 in crop cash receipts
 - No. 1 in sugarbeet, sweet corn for processing, green peas for processing
 - No. 2 in wild rice
 - No. 3 in soybeans, spring wheat, canola
 - No. 4 in corn, dry edible beans, flax seed
 - No. 5 in sunflowers
- No. 5 in total agricultural cash receipts
- No. 7 in livestock cash receipts
 - No. 1 in turkeys
 - No. 3 in hogs
 - No. 5 in mink pelts
 - No. 6 in milk, red meat, cheese

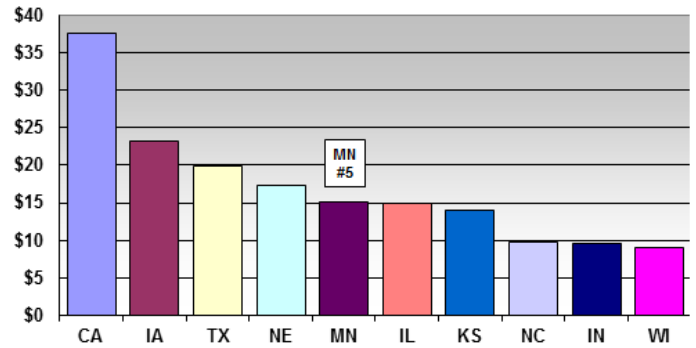
Minnesota Agricultural Marketing (2010)



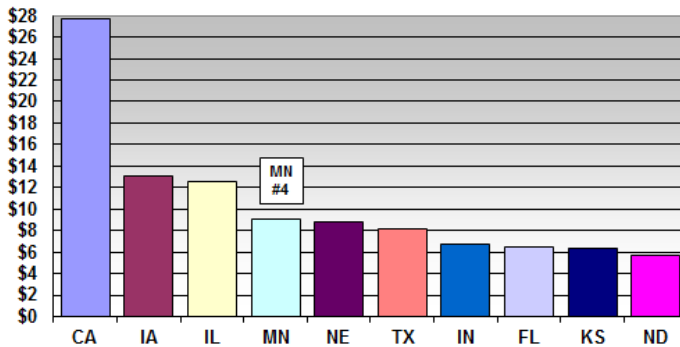
Minnesota Crop & Livestock Marketing



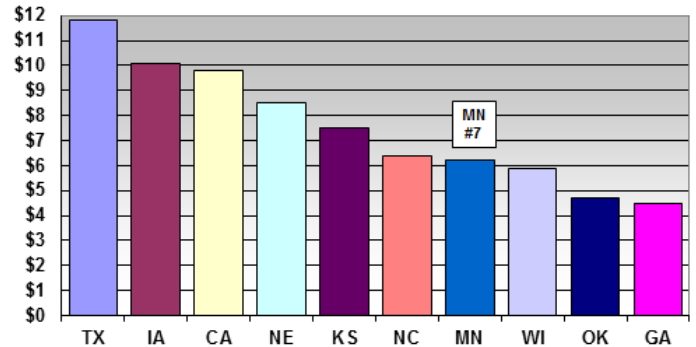
U.S. Top 10 States: Total Agriculture (Billion \$)



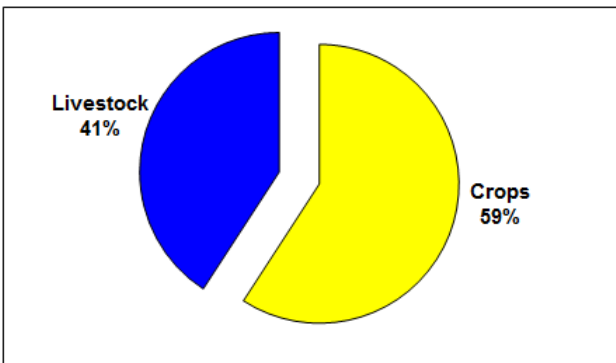
U.S. Top 10 States: Crops (Billion \$)



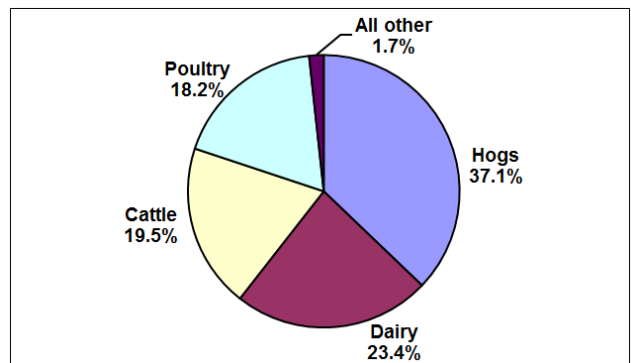
U.S. Top 10 States: Livestock (Billion \$)



Minnesota Crop & Livestock Production (%-share by value)



Minnesota Livestock Sectors (%-share by value)

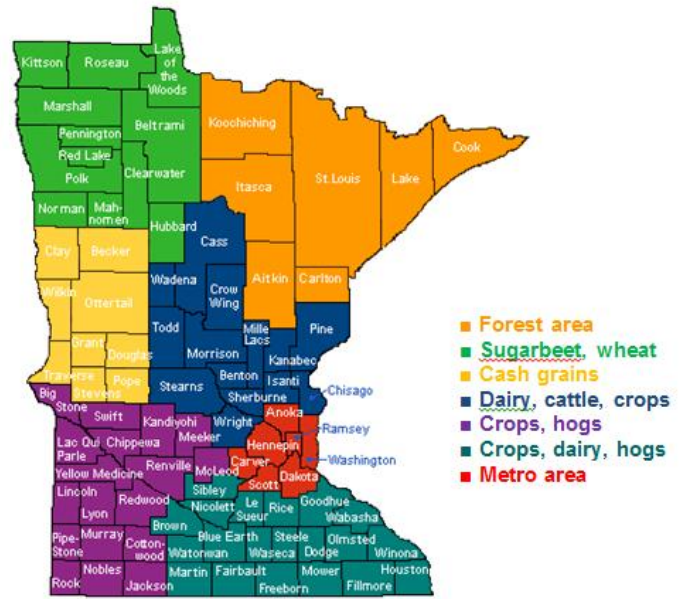


Source: USDA/NASS

MINNESOTA AGRICULTURAL PROFILE

Minnesota Agriculture Facts

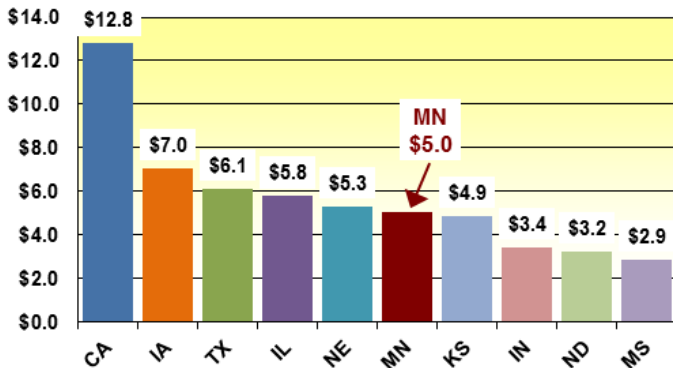
- Population: 5.3 million – ranks 21st in the U.S. (Rural: 27%; urban: 73%)
- Farm land: 27 million acres (53% of total land area)
- Number of farms: 81,000
- Average farm size: 332 acres
- Agricultural marketing: \$15.14 billion (2010)
 - Crops: \$8.96 billion
 - Livestock: \$6.18 billion



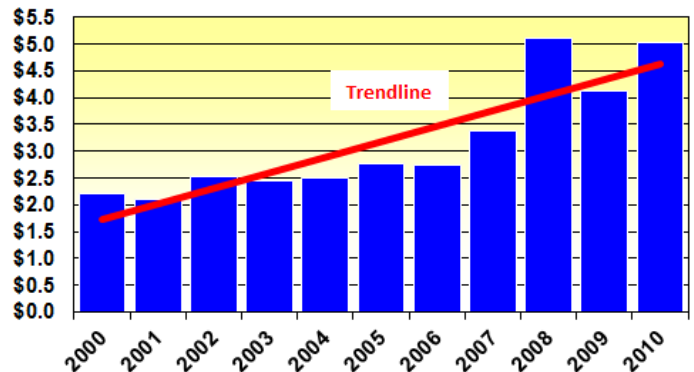
Minnesota Agricultural Exports

- National ranking: 6th largest agricultural exporting state in the U.S.
- 2010 agricultural exports: \$5 billion (2nd record-high and 22% increase from 2009)

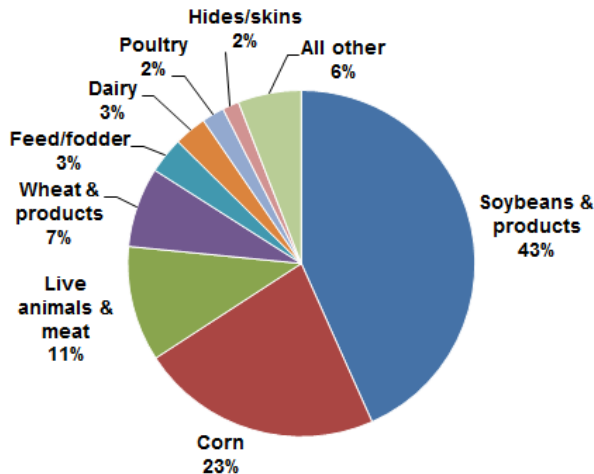
U.S. Top 10 Ag Exporting States (Billion \$)



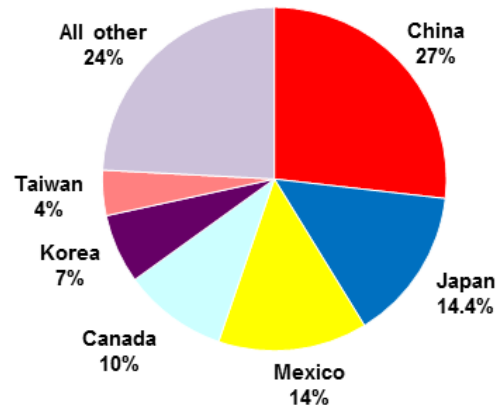
Minnesota Agricultural Export Trends (Billion \$)



MN Ag Export by Commodity (Market-share by value)



Top Markets for MN Ag Exports (Market-share by value)



Source: USDA; MDA-AMD