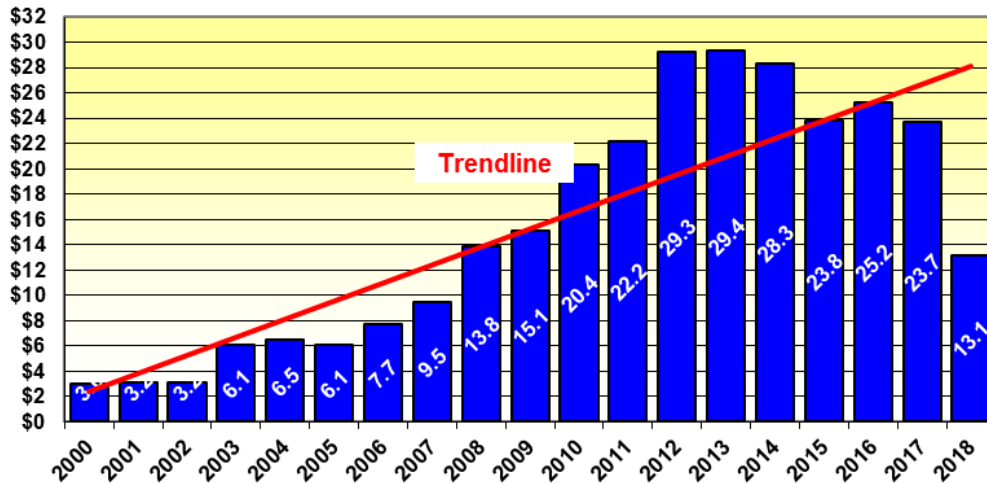


U.S. Agricultural Exports to China

- China (including mainland, Hong Kong, and Macau) is the **third largest** export market for U.S. agricultural products, dropping from first in 2018.
- U.S. agricultural exports to China totaled **\$13 billion** in 2018, about **9%** of the U.S. total, and a decrease of 45% from 2017.
- **Soybeans** are China’s **No. 1** agricultural import from the U.S., which is about 24% of China’s total ag imports from the U.S.
- China is among the top export markets for U.S. major ag commodities:
 - No. 1 in soybeans, animal hides/skins;
 - No. 3 in total ag exports, processed food, pork, dairy, poultry;
 - No. 4 in feed, beef.
- Minnesota agricultural exports to China are estimated at **\$650 million** in 2018.

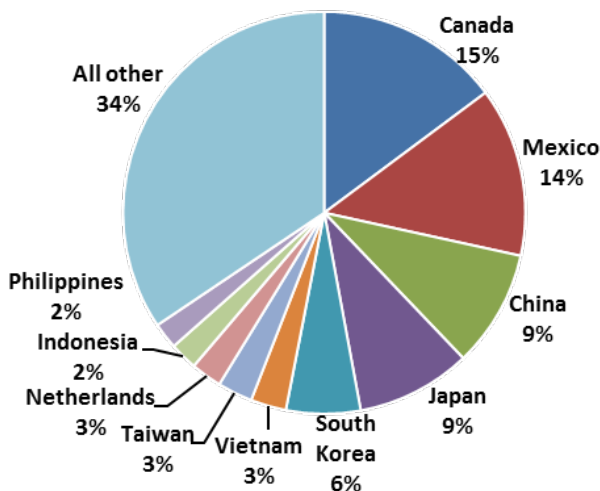
U.S. Agricultural Exports to China: 2000-2018

(Billion \$)



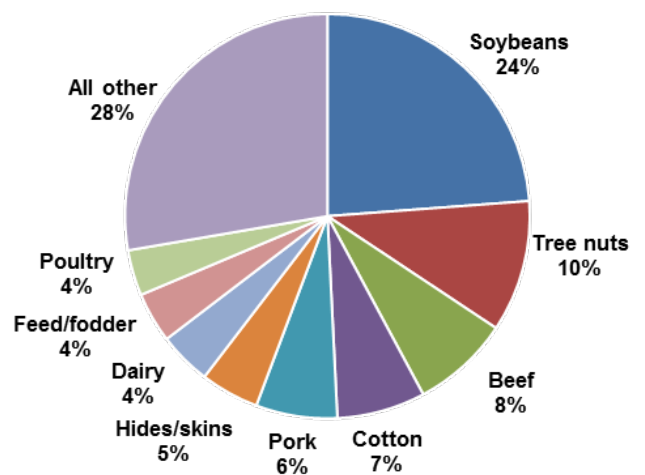
U.S. Ag Exports: Top Markets

(Market share by value)



U.S. Ag Exports to China

(Market share by value)



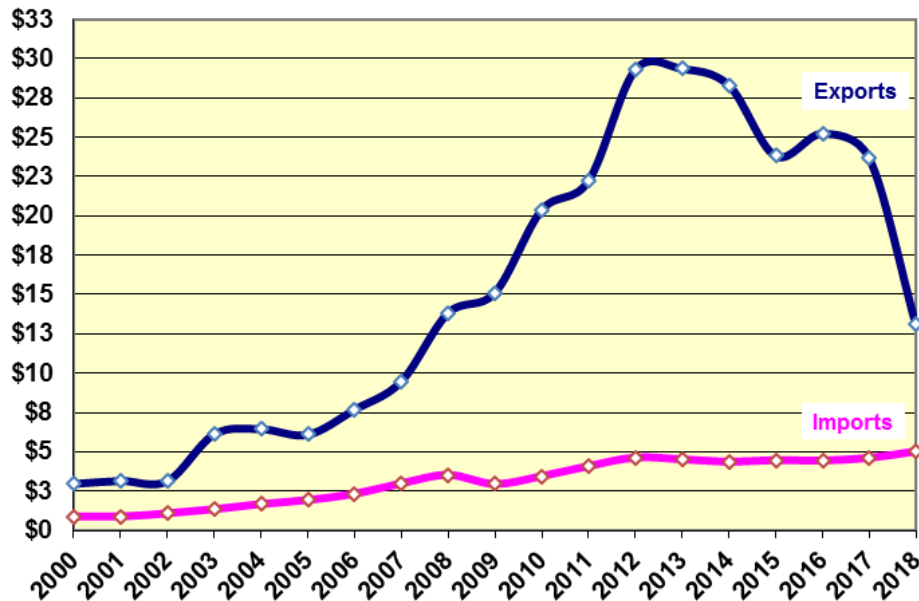
Source: USDA-FAS

U.S. Agricultural Imports from China

- The U.S. imported \$5 billion in agricultural products from China in 2018, an increase of 9% from 2017.
- China is the third largest supplier of U.S. agricultural imports – preceded by Mexico and Canada.
- The top U.S. import commodities from China are fruits and vegetables (fresh/processed), snack food, spices, and tea – these combined account for 46% of the total U.S. agricultural imports from China.

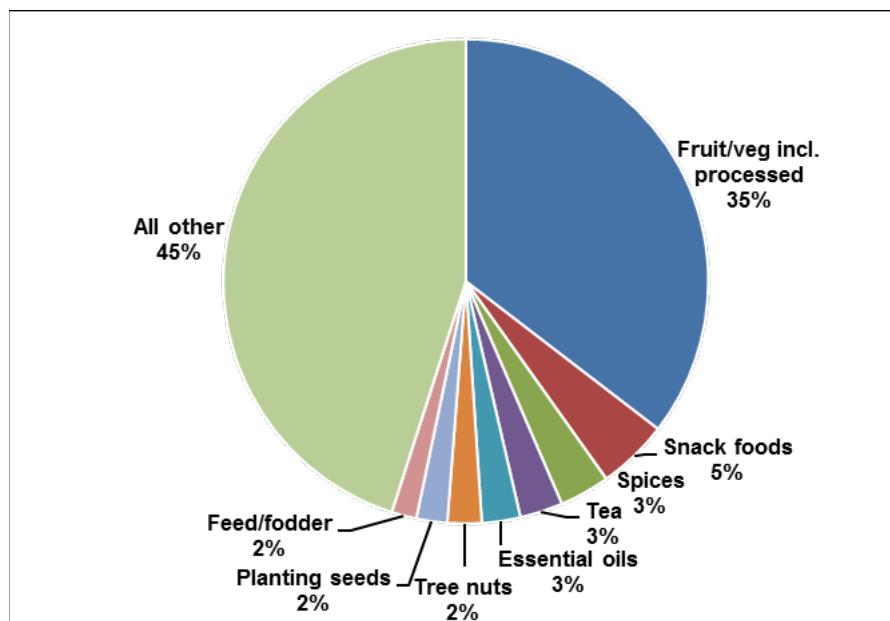
U.S. Agricultural Trade with China – Export and Import

(Billion \$)



U.S. Ag Imports from China by Commodity

(% share by value)



Prepared by Su Ye, Chief Economist, Minnesota Department of Agriculture (2019)